



POLARIS RZR®



MODELS, PARTS,
GARMENTS & ACCESSORIES

2024

ACCELERATE BEYOND THE EVERYDAY



#RZRLife

LIVE THE LIFESTYLE.
JOIN THE COMMUNITY.



04	CHOOSE YOUR RZR MODEL
07	FEATURES
09	VEHICLE SPECIFICATIONS

10 RZR PRO R, TURBO R & PRO XP ACCESSORIES

10	AUDIO
12	WINDSHIELDS & REAR PANELS
14	ROOFS, DOORS & HEATER
16	VEHICLE PROTECTION
18	LIGHTING
20	STORAGE
22	MISC, MIRRORS & WINCHES

25 RZR XP ACCESSORIES

26	AUDIO
29	WINDSHIELDS & REAR PANELS
30	ROOFS, DOORS & HEATER
32	VEHICLE PROTECTION
34	LIGHTING
36	STORAGE
38	MIRRORS & WINCHES
40	2014-2023 XP 1000, XP TURBO & TURBO SE

44 RZR TRAIL & TRAIL S ACCESSORIES

45	WINDSHIELDS & REAR PANELS
46	ROOFS, DOORS & AUDIO
48	VEHICLE PROTECTION & STORAGE
50	WINCHES, HEATER & PLOWS
52	LIGHTING, ELECTRICAL & TRACKS

53 COMMON ACCESSORIES

53	LIGHTING
56	PRO ARMOR WHEELS & TYRES
72	COCKPIT ACCESSORIES & MIRRORS
74	WINCHES
76	ADDITIONAL ACCESSORIES



CHOOSE YOUR RZR



TRAIL



RZR TRAIL SPORT - 50"



RZR TRAIL S 1000 PREMIUM - 60"

MULTI-TERRAIN



RZR XP SPORT - 64"



RZR XP 1000 PREMIUM - 64"



RZR XP 4 1000 PREMIUM - 64"



RZR PRO XP SPORT - 64"



RZR PRO XP ULTIMATE - 64"



RZR PRO XP 4 SPORT - 64"



RZR PRO XP 4 ULTIMATE - 64"

WIDE OPEN



RZR TURBO R ULTIMATE - 74"



RZR PRO R ULTIMATE - 74"



RZR PRO R 4 PREMIUM - 74"



FEEL THE THRILL





RZR TRAIL SPORT - 50"

TRAIL SPORT TRIM INCLUDES:

- 75 Horsepower
- Steel Rims
- ZF Twin Tube Shocks
- Full Doors
- LED Lights
- 3 Position Polaris Pulse Bar



RZR TRAIL S 1000 PREMIUM - 60"

TRAIL S PREMIUM TRIM ALSO INCLUDES:

- 100 Horsepower
- FOX 2.0 Podium Shocks
- 27" Trailmaster Tyres



COMMON SPECS



4-WHEEL HYDRAULIC DISC WITH TRIPLE-BORE FRONT AND DUAL-BORE REAR CALIPERS



TRUE ON-DEMAND AWD



ELECTRONIC POWER STEERING

RZR XP SPORT - 64"

XP SPORT TRIM INCLUDES:

- 29" Trailmaster X/T Tyres
- Walker Evans Racing Needle Shocks
- 3-pt Harness
- Front Bumper, Full Skid Plate & Full Doors
- 6-Position Accessory Pulse Bar
- LED Head Lights



RZR XP 1000 PREMIUM - 64"



PREMIUM TRIM ALSO INCLUDES:

- Rockford Fosgate® Stage 1 Audio with PMX Controller
- 30" Trailmaster X/T 2.0
- Poly Sport Roof
- 4-pt Harness
- Premium Paint & Graphics

COMMON SPECS



HIGH PERFORMANCE TRUE ON-DEMAND AWD



ELECTRONIC POWER STEERING



IRS WITH 45.7CM OF TRAVEL



4-WHEEL HYDRAULIC DISC WITH DUAL-BORE FRONT CALIPERS AND SINGLE-BORE REAR CALIPERS

RZR PRO XP SPORT - 64"

SPORT TRIM INCLUDES:

- Walker Evans Needle Shocks
- 30" Maxxis Carnivore Tyres
- Vented Full Doors
- Retractable 3-pt Harness



RZR PRO XP ULTIMATE - 64"

ULTIMATE TRIM ALSO INCLUDES:

- Fox 2.5 Podium Live Valve Shocks
- Rockford Fosgate Stage 2 Audio
- Retractable 6-Pt Harness



COMMON SPECS



181 HORSEPOWER



ISOLATED XTREME PERFORMANCE TRUE ON-DEMAND AWD



ELECTRONIC POWER STEERING



4-WHEEL HYDRAULIC DISC WITH TRIPLE-BORE FRONT AND DUAL-BORE REAR CALIPERS

RZR TURBO R ULTIMATE- 74"

TURBO R TRIM INCLUDES:

- 181 Horsepower
- 4-Stroke DOHC Twin Cylinder Turbocharged
- FOX® 3.0 Live Valve X2 Internal Bypass Shocks
- Rockford Fosgate® Stage 2 Audio
- Retractable 6-PT Harness



RZR PRO R ULTIMATE - 74"

PRO R ULTIMATE TRIM INCLUDES:

- 225 Horsepower
- Fox X2 Live Valve 3" Shocks
- Rockford Fosgate® Premium Audio



COMMON SPECS



32" MAXXIS RAMPAGE FURY TYRES



PRO PERFORMANCE TRUE 4WD



ELECTRONIC POWER STEERING



4-WHEEL HYDRAULIC DISC WITH TRIPLE-BORE FRONT AND DUAL-BORE REAR CALIPERS; ALUMINUM TOP HAT ROTOR



RZR TRAIL SPORT 50"



**RZR TRAIL S 1000
PREMIUM - 60"**



RZR XP SPORT 64"



RZR XP 1000 PREMIUM 64"



RZR XP 4 1000 PREMIUM 64"

HORSEPOWER	75 HP	100 HP	114 HP	114 HP	114 HP
DISPLACEMENT	875cc	999cc	999cc	999cc	999cc
DRIVE SYSTEM	True On-Demand AWD/2WD	High Performance True On-Demand AWD/2WD	High Performance On-Demand True AWD/2WD/VersaTrac Turf Mode	High Performance True On-Demand AWD/2WD	High Performance True On-Demand AWD/2WD
ENGINE BRAKING SYSTEM / ACTIVE DESCENT CONTROL	Yes / Not Equipped	Yes / Not Equipped	Not Equipped / Not Equipped	Not Equipped / Not Equipped	Not Equipped / Not Equipped
FRONT SUSPENSION	Dual A-Arm with Stabilizer Bar 25.4 cm Wheel Travel	Dual A-Arm with Stabilizer Bar and 31.1 cm Wheel Travel	Dual A-Arm with Stabilizer Bar and 50.8 cm Usable Travel, 40.6 cm of Wheel Travel	Dual A-Arm with Stabilizer Bar and 50.8 cm Usable Travel, 40.6 cm of Wheel Travel	Dual A-Arm with Stabilizer Bar and 52.07 cm *Usable Travel, 40.6 cm of Wheel Travel
REAR SUSPENSION	Dual A-Arm with Stabilizer Bar and 25.4 cm Wheel Travel	Dual A-Arm with Stabilizer Bar and 33.5 cm Wheel Travel	Trailing Arm with Stabilizer Bar and 50.8 cm Usable Travel, 45.7 cm of Wheel Travel	Trailing Arm with Stabilizer Bar and 50.8 cm Usable Travel, 45.7 cm of Wheel Travel	Trailing Arm with Stabilizer Bar and 52.07 cm Usable Travel*, 45.7 cm of Wheel Travel
DYNAMIX ACTIVE SUSPENSION	Not Equipped	Not Equipped	Not Equipped	Not Equipped	Not Equipped
SHOCKS	ZF Twin Tube	FOX® 2.0 PODIUM X	2.5" Walker Evans® Needle Shocks with 16-Position Adjustable Clickers	2.5" Walker Evans® Needle Shocks with 16-Position Adjustable Clickers	2.5" Walker Evans® Needle Shocks with 16-Position Adjustable Clickers
WHEELBASE	201 cm	200.7 cm	228.6 cm	228.6 cm	297.2 cm
TYRES	26" PXT	27" Trailmaster A/T	29" Trail Master X/T	30" Trail Master X/T 2.0	30" Trail Master X/T 2.0
DRY WEIGHT	561.5 kg	600 kg	714 kg	742.5 kg	860 kg
OVERALL VEHICLE SIZE (L X W X H)	282 x 127 x 172.5 cm	282 x 152.4 x 176 cm	303.5 x 162.6 x 180.6 cm	304.8 x 162.6 x 188 cm	375.4 x 162.6 x 190.5 cm
GROUND CLEARANCE	27.9 cm	31.8 cm	35.6 cm	36.8 cm	36.8 cm
SEATING CAPACITY	2	2	2	2	4
FUEL CAPACITY	35.9 L	35.9 L	36 L	36 L	36 L
FRONT/REAR RACK OR BOX CAPACITY	N.A / 138 kg	N.A / 136 kg	N.A / 136 kg	N.A / 136 kg	136 kg
PAYLOAD CAPACITY	335.7 kg	336 kg	336 kg	336 kg	408 kg
HITCH TOWING RATING	680 kg	680 kg	Not Equipped	Not Equipped	N/A
ELECTRONIC POWER STEERING	Not Equipped	Yes	Standard with Quick Turn Rack	Standard with Quick Turn Rack	Standard with Quick Turn Rack



**RZR PRO XP
SPORT 64"**

**RZR PRO XP
ULTIMATE 64"**

**RZR TURBO R
ULTIMATE - 74"**

**RZR PRO R
ULTIMATE 74"**

**RZR PRO R 4
PREMIUM 74"**

**RZR PRO XP 4
SPORT - 64"**

**RZR PRO XP 4
ULTIMATE - 64"**

HORSEPOWER	181 HP	181 HP	181 HP	225 HP	114 HP	181 HP	181 HP
DISPLACEMENT	925cc	925cc	925cc	1997cc	999cc	925cc	925cc
DRIVE SYSTEM	Isolated Xtreme Performance True On-Demand AWD/2WD	Isolated Xtreme Performance True On-Demand AWD/2WD	Isolated Xtreme Performance True On-Demand AWD/2WD	Pro Performance True 2WD/4WD/4WD Lock	High Performance True On-Demand AWD/2WD	Isolated Xtreme Performance True On-Demand AWD/2WD	Isolated Xtreme Performance True On-Demand AWD/2WD
ENGINE BRAKING SYSTEM / ACTIVE DESCENT CONTROL	Not Equipped / Not Equipped	Not Equipped/ Not Equipped	Not Equipped/ Not Equipped	Not Equipped/ Not Equipped	Not Equipped / Not Equipped	Not Equipped/ Not Equipped	Not Equipped / Not Equipped
FRONT SUSPENSION	High-Clearance Dual A-Arm with Stabilizer Bar and 50.8 cm *Usable Travel, 43.2 cm Wheel Travel	High-Clearance Dual A-Arm with Stabilizer Bar and 50.8 cm *Usable Travel, 43.2 cm Wheel Travel	Light Weight Boxed Dual A-Arm with 3 Piece Stabilizer Bar and 68.6 cm Usable Travel, 56.5 cm Wheel Travel, Unitized Hubs	Light Weight Boxed Dual A-Arm with 3 piece Stabilizer Bar and 68.6 cm *Usable Travel, 56.5 cm Wheel Travel, Unitized Hubs	Dual A-Arm with Stabilizer Bar and 52.07 cm *Usable Travel, 40.6 cm of Wheel Travel	High-Clearance Dual A-Arm with Stabilizer Bar and 50.8 cm *Usable Travel, 43.2 cm Wheel Travel	High-Clearance Dual A-Arm with Stabilizer Bar and 50.8 cm Usable Travel*, 43.2 cm Wheel Travel
REAR SUSPENSION	Trailing Arm & Standard-Clearance Radius Rods with Stabilizer Bar and 55.9 cm *Usable Travel, 50.8 cm Wheel Travel	Trailing Arm & Standard-Clearance Radius Rods with Stabilizer Bar and 55.9 cm *Usable Travel, 50.8 cm Wheel Travel	Tubular Trailing Arm with boxed gusseting and Toe Link, High Clearance Radius Rods, and Stabilizer Bar and 71.9cm Usable Travel, 56.9 cm Wheel Travel, Unitized Hubs	Boxed Trailing Arm with Toe Link, High-Clearance Radius Rods, and 3 Piece Stabilizer Bar and 73.7 cm *Usable Travel, 62.2 cm Wheel Travel, Unitized Hubs	Trailing Arm with Stabilizer Bar and 52.07 cm Usable Travel*, 45.7 cm of Wheel Travel	Trailing Arm & Standard-Clearance Radius Rods with Stabilizer Bar and 55.9 cm *Usable Travel, 50.8 cm Wheel Travel	Trailing Arm & Standard-Clearance Radius Rods with Stabilizer Bar and 55.9 cm Usable Travel*, 50.8 cm Wheel Travel
DYNAMIX ACTIVE SUSPENSION	Not Equipped	Not Equipped	Not Equipped	Not Equipped	Not Equipped	Not Equipped	Not Equipped
SHOCKS	2.5 in Walker Evans Needle Shocks with 16-Position Adjustable Clickers	FOX 2.5 Podium Live Valve with Bottom-Out Control (Electronically Controlled Damping)	FOX 3.0 Live Valve X2 Internal Bypass (Electronically Controlled Compression and Rebound)	FOX 3.0 Live Valve X2 Internal Bypass (Electronically Controlled Compression and Rebound)	Walker Evans® 3.0" Velocity Needle Shock with 16-Position Adjustable Clickers	2.5 in Walker Evans Needle Shocks with 16-Position Adjustable Clickers	FOX 2.5 Podium Shocks with Live Valve (Electronically Controlled Damping)
WHEELBASE	244 cm	244 cm	244 cm	265.4cm	297.2 cm	317.5 cm	317.5 cm
TYRES	30 MAXXIS Carnivore®	30" Maxxis Carnivore (8-Ply Rated)	32" Maxxis Rampage Fury (8-Ply Rated)	32" Maxxis Rampage Fury (8-Ply Rated)	30" Trail Master X/T 2.0	30 x 10-14 Maxxis Carnivore II; (8-Ply Rated)	30 x 10-14 Maxxis Carnivore II; (8-ply rated)
DRY WEIGHT	798 kg	814 kg	913 kg	992 kg	860 kg	916 kg	937 kg
OVERALL VEHICLE SIZE (L X W X H)	320 x 162.6 x 182.1 cm	320 x 163 x 182 cm	325 x 188 x 189 cm	347 x 188 x 185 cm	375.4 x 162.6 x 190.5 cm	393.7 x 162.6 x 186.9 cm	393.7 x 162.6 x 186.9 cm
GROUND CLEARANCE	36.8 cm	36.8 cm	40.6 cm	40.6 cm	36.8 cm	36.8 cm	36.8 cm
SEATING CAPACITY	2	2	2	2	4	4	4
FUEL CAPACITY	45.4 L	45.4 L	45.4 L	45.4 L	36 L	49.2 L	49.2 L
FRONT/REAR RACK OR BOX CAPACITY	N.A / 136 kg	N.A / 136 kg	N.A / 136 kg	N.A / 136 kg	N.A / 136 kg	N.A / 136 kg	N.A / 136 kg
PAYLOAD CAPACITY	336 kg	336 kg	336 kg	335.6 kg	408 kg	408 kg	408 kg
HITCH TOWING RATING	N.A	N.A	N.A	N.A	N.A	N.A	N.A
ELECTRONIC POWER STEERING	High Assist Electronic Power Steering with Quick Turn Rack; Race Inspired Steering Wheel	High Assist Electronic Power Steering with Quick Turn Rack; Race Inspired Steering Wheel with Tilt and Telescoping Adjustment; DYNAMIX and RIDE COMMAND Push Button Controls	Rack Mounted High Assist Electronic Power Steering with Quick Turn Rack; Race Inspired Steering Wheel with Tilt and Telescoping Adjustment; DYNAMIX DV with Integrated EPS Modes and Ride Command Push Button Controls	Rack Mounted High Assist Electronic Power Steering with Quick Turn Rack; Race Inspired Steering Wheel with Tilt and Telescoping Adjustment; DYNAMIX DV with Integrated EPS Modes and RIDE COMMAND Push Button Controls	Standard with Quick Turn Rack	High Assist Electronic Power Steering with Quick Turn Rack; Race Inspired Steering Wheel	High Assist Electronic Power Steering with Quick Turn Rack; Race Inspired Steering Wheel with Tilt and Telescoping adjustment; Dynamix and Ride Command Push Button Controls

> AUDIO



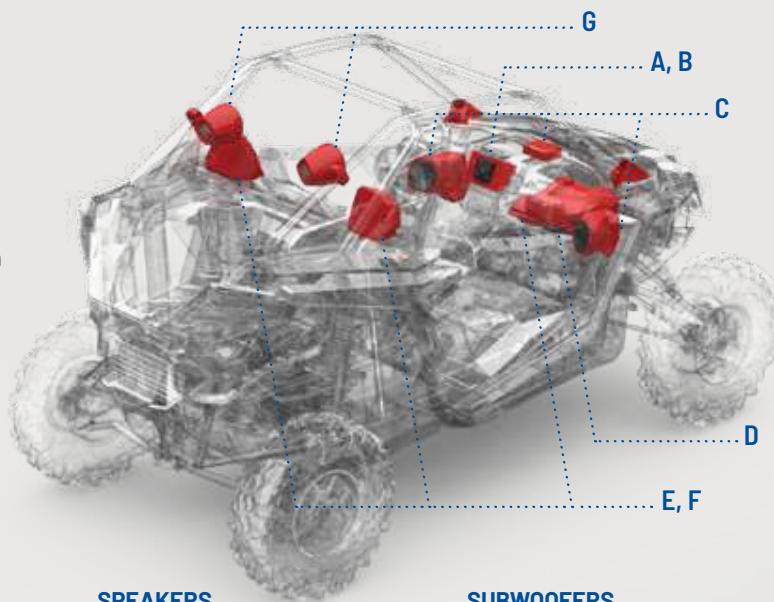
Rockford Fosgate partnered with Polaris to create the next evolution of factory-installed off-road audio. Purpose-built to stand up to any outdoor environment and designed to perform no matter the ride. Specifically tuned and rider-centric to create an audio experience that is second to none.



PLUG & PLAY

ELEMENT
READYNO LOSS OF
CARGO SPACE

BLUETOOTH



SOURCE UNITS

- Designed specifically for the Pro platform
- Tuned to combat wind and motor noise, delivering an incredible sound no matter the speed
- Element ready design guards against dust and moisture intrusion

AMPLIFIERS

- Ultra Compact CLEAN technology
- Highly efficient design capable of being pushed hard without overheating

SPEAKERS

- Off-road Optimized Element Ready speakers thrive in any outdoor environment
- Specifically tuned enclosures create rich cockpit sound
- Rugged, yet lightweight, materials that don't sacrifice speed for sound

SUBWOOFERS

- High-power, high-excursion subwoofer that acoustically couples with the cockpit for perfect bass response
- Torture tested to ensure long life and performance



A. 7" DISPLAY POWERED BY RIDE COMMAND*

» 2884072

PRO R/4 '22-24, TURBO R/4 '22-24,
PRO XP/4 '20-24

STANDARD ON PREMIUM/ULTIMATE MODELS

Requires Mount Kit 2884584

SEE P. 94 FOR FULL RIDE COMMAND DETAILS



B. PMX-P2 HEAD UNIT

- 6.86 cm full color display
- AM/FM/WB tuner & Pandora control
- Bluetooth connectivity
- Includes mount kit

» 2884256

PRO R/4 '22-24, TURBO R/4 '22-24,
PRO XP/4 '20-24NOT COMPATIBLE WITH
PREMIUM/ULTIMATE MODELSC. STAGE 2 TOP SELLER
FULL RANGE AMPLIFIER AND
FRONT UNDER-DASH SPEAKERS

- 400 watt full range amplifier
- 50 watt 16.51 cm component speakers including tweeters with enclosures

» 2883943

PRO R/4 '22-24, TURBO R/4 '22-24, PRO XP/4 '20-24
STANDARD ON PREMIUM/ULTIMATE MODELS
Harness (2415467) required with PMX-P2 Head Unit
on Sport modelsD. STAGE 3
25.4 cm POWERED
SUBWOOFER UPGRADE

- 400 watt 25.4 cm subwoofer with enclosure and grille
- 400 watt integrated subwoofer amplifier

» 2883857

PRO R/4 '22-24,
TURBO R/4 '22-24,
PRO XP/4 '20-24E. STAGE 4
25.4 cm POWERED SUBWOOFER WITH
REAR COAXIAL SPEAKER UPGRADE

- 400 watt 25.4 cm subwoofer with enclosure and grille
- 400 watt integrated subwoofer amplifier
- 50 watt 16.51 cm coaxial speakers with enclosures and grilles

» 2884655

PRO R/4 '22-24, TURBO R/4 '22-24, PRO XP/4 '20-24

F. STAGE 5
30 cm POWERED SUBWOOFER WITH
FULL SYSTEM SPEAKER UPGRADE

- 400 watt 30 cm subwoofer with enclosure and grille
- 400 watt integrated subwoofer amplifier
- 100 watt 16.51 cm coaxial speakers with enclosures and stainless steel grilles
- 100 watt 16.51 cm front component replacement speakers
- High output tweeters with stainless steel grilles
- 2x more power and sound delivery over the stock system

» 2889463

PRO R/4 '22-24, TURBO R/4 '22-24, PRO XP/4 '20-24
COMPATIBLE WITH PREMIUM/ULTIMATE MODELS ONLY.
Premium models require 2884904, sold separately.Not compatible with Rear Pods (2883945).
Subwoofer addition eliminates glove box storageG. REAR PODS
USE WITH STAGE 2,
STAGE 3 OR STAGE 4

- 50 watt 16.51 cm coaxial speakers with can-enclosures, mounting hardware and grilles

» 2883945

PRO R/4 '22-24, TURBO R/4 '22-24,
PRO XP/4 '20-24Not compatible with Rockford Fosgate®
Ultimate LE models or Stage 5 Audio Upgrade
(2889463)

BUILD YOUR SOUND

(CHOOSE THE PATH THAT MATCHES YOUR RZR)

FACTORY-INSTALLED

SKIP TO STEP 3



PRO R, TURBO R & PRO XP PREMIUM

2-SEAT

PMX-P2
+
STAGE 1

4-SEAT

PMX-P2
+
STAGE 1 &
REAR SPEAKERS

PRO R, TURBO R & PRO XP ULTIMATE

2-SEAT

RIDE COMMAND
+
STAGE 2

4-SEAT

RIDE COMMAND
+
STAGE 2 &
REAR SPEAKERS

NO FACTORY AUDIO

STEP 1

SELECT HEAD UNIT

PMX-P2 HEAD UNIT

2884256

PRO R/4 '22-24, TURBO R/4 '22-24,
PRO XP/4 '20-24NOT COMPATIBLE WITH
ULTIMATE MODELS
Mount kit included

OR

7" DISPLAY WITH RIDE COMMAND*

2884072

PRO R/4 '22-24, TURBO R/4 '22-24,
PRO XP/4 '20-24MOUNT KIT REQUIRED
2884584PRO R/4 '22-24, TURBO R/4 '22-24,
PRO XP/4 '20-24

SEE P. 94 FOR FULL RIDE COMMAND DETAILS

STEP 2

ADD AUDIO KIT

STAGE 2

FULL RANGE AMPLIFIER AND FRONT UNDER-DASH SPEAKERS
2883943PRO R/4 '22-24, TURBO R/4 '22-24, PRO XP/4 '20-24
STANDARD ON ULTIMATE MODELS

Harness (2415467) required with PMX-P2 Head Unit on Sport models

STEP 3

UPGRADE AUDIO

PRO R, TURBO R & PRO XP PREMIUM

AMP UPGRADE KIT

2884908

PRO R/4 '22-24, TURBO R/4 '22-24,
PRO XP/4 '20-24PREMIUM MODELS ONLY
REQUIRED FOR ANY PREMIUM
UPGRADE TO STAGE 3-5

+

STAGE 3

25.4 CM POWERED
SUBWOOFER UPGRADE
2883857PRO R/4 '22-24, TURBO R/4 '22-24,
PRO XP/4 '20-24

NOT COMPATIBLE WITH STAGE 4

OR

STAGE 4

25.4 CM POWERED SUBWOOFER WITH
REAR COAXIAL SPEAKER UPGRADE
2884655PRO R/4 '22-24, TURBO R/4 '22-24,
PRO XP/4 '20-24

NOT COMPATIBLE WITH STAGE 3

ALL 4-SEAT MODELS WITH FACTORY AUDIO
INCLUDE REAR SPEAKERS

OR

STAGE 5

30 CM POWERED SUBWOOFER WITH
FULL SYSTEM SPEAKER UPGRADE
2889463PRO R/4 '22-24, TURBO R/4 '22-24,
PRO XP/4 '20-24

PREMIUM/ULTIMATE MODELS ONLY

NOT COMPATIBLE WITH REAR PODS (2883945),
STAGE 3 OR STAGE 4

+ / OR

REAR PODS

2883945

PRO R/4 '22-24, TURBO R/4 '22-24, PRO XP/4 '20-24

Not compatible with Rockford Fosgate® Ultimate LE Models, Stage 5 Audio Upgrade (2889463)

ADD TO STAGES 2-4

*Due to ongoing supply chain issues, there may be delayed or limited availability of this product as an accessory add-on.

NEW

AUDIO ROOF

20 CM SPEAKERS, 25.4 CM
SUBWOOFER,
83.8 CM PRO ARMOR LIGHT BAR

- 800 watt
- 25.4 cm subwoofer
- 83.8 cm Pro Armor Single-Row Light Bar
- RGB accent lights

PMX-P2 (Head unit included)

» 2-SEAT • 2889710

TURBO R '22-24, PRO XP '20-24

» 4-SEAT • 2889708

TURBO R/4 '22-24, PRO XP/4 '20-24

Not compatible with Rear Pods (2883945)
or Stages 2-5.Secondary Battery Kit required
(2884347/2884391), sold separately.

VEHICLE-INTEGRATED AUDIO

» 2-SEAT • 2889711

TURBO R '22-24, PRO XP '20-24

» 4-SEAT • 2889709

TURBO R/4 '22-24, PRO XP/4 '20-24

Not recommended with Stage 5.
Secondary Battery Kit required
(2884347/2884391), sold separately.

> BUILD YOUR CAB

ADD COMFORT AND STYLE WITH END-TO-END PROTECTION

ADD A WINDSHIELD

Protect all riders with optical clarity.

ADD A ROOF

Shield from harsh elements while adding style.

ADD A REAR PANEL

Maintain rear visibility while reducing rear air swirl.

ADD DOORS

Keep the cab free of debris and water.



TURBO R PRO XP

RECOMMENDED 2-SEAT CAB

- 2889019 • Full Vented Windshield - Glass
- 2890145 • Glass Windshield Wiper Kit
- 2883757 • Poly Rear Panel
- 2883928 • Poly Sport Roof
- 2884664 • Upper Doors
- 2884658 • Front Door Inner Closeoff Panels

Available on 2-Seat and 4-Seat vehicles.

TURBO R PRO XP

RECOMMENDED 4-SEAT CAB

- 2884305 • Full Vented Windshield - Hard Coat Poly
- 2884147 • Poly Rear Panel
- 2883990-458 • Aluminum Roof
- 2884660-458 • Aluminum Doors
- 2884665 • Upper Doors

Available on 2-Seat and 4-Seat vehicles.

AUDIO

WINDSHIELDS
& REAR PANELS

ROOFS, DOORS
& HEATER

VEHICLE PROTECTION

LIGHTING

STORAGE

MISC. MIRRORS
& WINCHES



REVOLUTIONARY INSTALLATION

Lock & Ride clamps make for easy on-off and eliminate the risk of cracking.



POLARIS ENGINEERED ADVANTAGES

GASKETED SEAL

Keeps drafts and moisture out. Reduces ride chatter on full glass windshields.

WINDSHIELDS

GLASS



FULL VENTED WINDSHIELD - GLASS TOP SELLER

- Double-layer, laminated and tempered glass windshield with steel, powder-coated frame and adjustable center vent

» **TURBO R** **PRO XP** 2889019

TURBO R/4 '22-24, PRO XP/4 '20-24

Not compatible with Light Pocket Aluminum Roof (2883961, 2883991)

» **PRO R** 2-SEAT • 2884350

PRO R '22-24

» **PRO R** 4-SEAT • 2884823

PRO R 4 '22-24



GLASS WINDSHIELD WIPER KIT

- Simple to control with a multi-speed, dash-mounted switch
- Includes a washer fluid reservoir

» 2890145

TURBO R/4 '22-24, PRO XP/4 '20-24

Compatible with glass windshield only

HARD COAT POLY



FULL VENTED WINDSHIELD - HARD COAT POLY

- Impact-resistant, long-lasting .64 cm durable hard coated polycarbonate
- Full protection with airflow vents that quickly open for cockpit ventilation

» **TURBO R** **PRO XP** 2884305

TURBO R/4 '22-24, PRO XP/4 '20-24

Compatible with Aluminum Roof only (2883961, 2883743, 2883991, 2883990)

» **TURBO R** **PRO XP** 2883756

TURBO R/4 '22-24, PRO XP/4 '20-24

Compatible with Poly Sport Roof only (2883928, 2883946)

» **PRO R** 2-SEAT • 2884968

PRO R '22-24

» **PRO R** 4-SEAT • 2884747

PRO R 4 '22-24



HALF WINDSHIELD - HARD COAT POLY, MID

- Impact-resistant, long-lasting .64 cm durable hard coated polycarbonate
- Provides both protection and airflow into the cab
- 30.48 cm tall

» 2884966

PRO R/4 '22-24, TURBO R/4 '22-24, PRO XP/4 '20-24



TIP OUT WINDSHIELD - HARD COAT POLY

- Hard coated polycarbonate panel windshield with closed, vented and fully open positions
- Dual-handled latches with gas support struts

» **TURBO R** **PRO XP** 2889536

TURBO R/4 '22-24, PRO XP/4 '20-24

Not compatible with Light Pocket Aluminum Roof (2883961, 2883991)

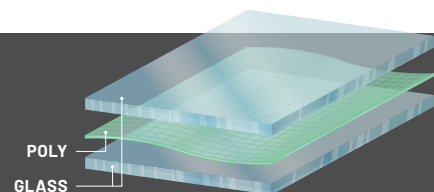


HALF WINDSHIELD - HARD COAT POLY, LOW

- Provides added protection from the elements, while allowing optimum airflow and visibility
- 12.7 cm tall

» 2884746

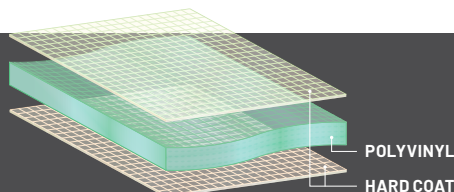
PRO R/4 '22-24, TURBO R/4 '22-24, PRO XP/4 '20-24



GLASS

Superior optical clarity (automotive level)
Scratch-resistant
Seals tight
Cold weather/heavy duty

VS



HARD COAT POLY

Lightweight, flexible, easy to store/remove
Impact-resistant
30x more scratch resistance than regular poly windshields

REAR PANEL

POLY REAR PANEL

- Drape formed 3mm polycarbonate for lightweight, impact-resistant durability
- Maintains rear visibility and reduces rear air swirl from entering the cockpit
- If installed, Rear Audio Pods should project backwards

» **TURBO R** **PRO XP**

2-SEAT

2883757

TURBO R '22-24,
PRO XP '20-24

» **PRO R**

2-SEAT NOT SHOWN

2884352

PRO R '22-24

4-SEAT NOT SHOWN

2884147

TURBO R 4 '22-24,
PRO XP 4 '20-24

4-SEAT NOT SHOWN

2884594

PRO R 4 '22-24

> ROOFS

POLY

POLY SPORT ROOF



- Durable, lightweight polypropylene with contoured design for water run-off
- Maximum protection with full seal for a leak-free barrier and reduced chatter


TURBO R	PRO XP	
COLOR	2-SEAT	4-SEAT <small>[NOT SHOWN]</small>
 MATTE BLACK	2883928	2883946
	TURBO R '22-24, PRO XP '20-24	TURBO R 4 '22-24, PRO XP 4 '20-24

ALUMINUM

ALUMINUM ROOF


- .32 cm lightweight aluminum stamped sheet with full seal for a leak-free barrier and vibration elimination
- Quick install, low-profile design with maximum protection and durability from the harshest conditions

TURBO R	PRO XP	
COLOR	2-SEAT	4-SEAT <small>[NOT SHOWN]</small>
 MATTE BLACK	2883743-458	2883990-458
 INDY RED	2883743-293	2883990-293
	TURBO R '22-24, PRO XP '20-24	TURBO R 4 '22-24, PRO XP 4 '20-24
Matte Black stock on Turbo R/4 Premium/Ultimate		

PRO R		
COLOR	2-SEAT	4-SEAT
 MATTE BLACK	2884237-458	2884325-458
	PRO R '22-24	PRO R 4 '22-24

LIGHT POCKET ALUMINUM ROOF

- .32 cm lightweight aluminum stamped sheet with full seal for a leak-free barrier and vibration elimination
- Low-profile with light pocket
- Quick installation with maximum protection and durability from the harshest conditions
- Not compatible with Full Vented Windshield - Glass (2889109) or Tip Out Windshield - Hard Coat Poly (2889536)

TURBO R	PRO XP	
COLOR	2-SEAT	4-SEAT <small>[NOT SHOWN]</small>
 MATTE BLACK	2883961-458	2883991-458
	TURBO R '22-24, PRO XP '20-24	TURBO R 4 '22-24, PRO XP 4 '20-24

ADD THE 71.12 cm RIGID SINGLE ROW LED LIGHT BAR, WHICH FITS PERFECTLY INTO THE ROOF POCKET.
SEE P. 32 FOR MORE DETAILS



ALUMINUM

- High protection strength
- Lower profile
- Sleek style

VS

POLY

- Water run-off
- Pre-existing mounting features
- Lightweight



CHOOSE YOUR DOOR

ADD DOOR ACCESSORIES

> DOORS

DOOR CLOSEOFFS


- Lightweight plastic door closeoffs provide riders protection from mud, rocks and water
- Quick installation and seamless fit into door opening
- Retains front ventilation

» 2883765

PRO R '22-24, TURBO R '22-24, PRO XP '20-24
STANDARD ON 4-SEAT, PREMIUM/ULTIMATE MODELS

ALUMINUM DOORS

- 12-gauge thick, stamped aluminum with full lower coverage and seal to keep out water, mud, dust and debris
- Uses factory door frames, with 4-Seat option providing an additional seal between front and rear doors
- Compatible with Front Door Inner Closeoff Panels (2884658, 2884831) and Upper Doors (2884664, 2884665)

COLOR	2-SEAT <small>NOT SHOWN</small>	4-SEAT
 MATTE BLACK	2884659-458	2884660-458
	PRO R '22-24, TURBO R '22-24, PRO XP '20-24	PRO R 4 '22-24, TURBO R 4 '22-24, PRO XP 4 '20-24 Not compatible with Low Profile Rock Sliders (2883987)

FRONT DOOR INNER CLOSEOFF PANELS

- Vacuum formed polyethylene with full lower coverage and seal that keeps out water, mud, dust and debris
- Built-in armrest
- 2-Seat option maintains color accent boomerang
- Compatible with Door Closeoffs (2883765) and Aluminum Doors (2884659-458, 2884660-458)

» 2-SEAT • 2884658

PRO R '22-24, TURBO R '22-24, PRO XP '20-24
Not compatible with Rock Sliders (2883760, 2883997)

» 4-SEAT • 2884831 NOT SHOWN

PRO R 4 '22-24, TURBO R 4 '22-24, PRO XP 4 '20-24
Not compatible with Rock Sliders (2883987, 2883988)

UPPER DOORS

- High quality compression molded doors nest into thermoformed high-density polyethylene side shrouds for excellent sealing
- Includes zip-down 30-gauge clear vinyl windows
- Provides profiled cab edge for superior fit and finish
- Includes seals for key closeoff areas

» **TURBO R** **PRO XP** 2-SEAT • 2884664

TURBO R '22-24, PRO XP '20-24

» **TURBO R** **PRO XP** 4-SEAT • 2884665 NOT SHOWN

TURBO R 4 '22-24, PRO XP 4 '20-24

Some drivers may experience passenger side mirror obstruction when used with Upper Doors. Use with caution.

> HEATER

HEATER KIT

- Connects to Polaris PULSE bus bar to provide reliable, steady heat to your cab with fan speed and temperature control
- Closeable driver and passenger floor vents and electronic demist vent shutoff

» **PRO XP** 2884386

PRO XP/4 '20-24

> BUMPERS / FENDER FLARES



LOW PROFILE BUMPER

- Durable, powder-coated 3.8 cm - 4.5 cm tube steel with sleek lower profile

	PRO XP	TURBO R	PRO XP
COLOR	FRONT	REAR	
MATTE BLACK	2883746-458	2883748-458	
INDY RED	2883746-293	2883748-293	
BLUE METALLIC	2883746-751	NA	
	PRO XP/4 '20-24	TURBO R/4 '22-24, PRO XP/4 '20-24	

Bumper Bracket (2889566) required for Front Low Profile Bumper (2883746-XXX) when used on Pro XP/4 Sport '22-24

HIGH COVERAGE BUMPER

- Durable 12-gauge, powder-coated steel with extended high-coverage design for maximum vehicle protection

	PRO XP	TURBO R	PRO XP
COLOR	FRONT	REAR	
MATTE BLACK	2883749-458	2884189-458	
INDY RED	2883749-293	2884189-293	
	PRO XP/4 '20-24	TURBO R/4 '22-24, PRO XP/4 '20-24	



PRE RUNNER BUMPER

- Durable, powder-coated 1.5" steel tube

	PRO XP	TURBO R	PRO XP
COLOR	FRONT	REAR	
MATTE BLACK	2884581-458	2884585-458	
	PRO XP/4 '20-24 Not compatible with a winch	TURBO R/4 '22-24, PRO XP/4 '20-24	

INTEGRATED WINCH SEE P. 37

RIGID LIGHT BAR SEE P. 32

Next-level style and function. Front bumpers are designed to effortlessly integrate a winch or 15.2 cm RIGID light bar.

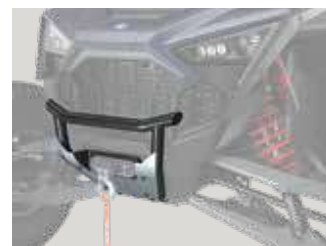
FULL COVERAGE FENDER FLARES

- Covers the rear body opening to prevent mud from flying into the vehicle
- Maximum protection with 15.2 cm of additional coverage and extended, removable mud flaps
- Front and rear included

» 2884685

PRO R/4 '22-24, TURBO R/4 '22-24, PRO XP/4 '20-24





HIGH COVERAGE BUMPER

- Durable 10-gauge, powder-coated 4.5 cm tube steel
- Compatible with winch or 6" light bar, both sold separately

	PRO R	TURBO R	PRO R
COLOR	FRONT		REAR
■ MATTE BLACK	2884353-458		2884356-458
	PRO R '22-24, TURBO R '22-24		PRO R '22-24

PRE RUNNER BUMPER

- Durable, powder-coated 3.8 cm steel tube

	PRO R	TURBO R	PRO R
COLOR	FRONT		REAR
■ MATTE BLACK	2884354-458		2884358-458
■ INDY RED	2884354-293		2884358-293
	PRO R '22-24, TURBO R '22-24		PRO R '22-24
	Not compatible with a winch		

PRE RUNNER WINCH BUMPER

- Durable, powder-coated 3.8 cm steel tub
- Requires winch (2884340, 2884341), sold separately

	PRO R	TURBO R
COLOR	FRONT	
■ MATTE BLACK	2884355-458	
■ INDY RED	2884355-293	
	PRO R '22-24, TURBO R '22-24	




> ROCK SLIDERS



12-GAUGE STAMPED STEEL
NO LOSS IN GROUND CLEARANCE

LOW PROFILE

COLOR	2-SEAT	4-SEAT
■ MATTE BLACK	2883760-458	2883987-458
■ INDY RED	2883760-293	2883987-293
	PRO R '22-24, TURBO R '22-24, PRO XP '20-24	PRO R '22-24, TURBO R '22-24, PRO XP '20-24



4.5CM STEEL TUBE CONSTRUCTION WITH
70% THICKER WALLS, EXTENDS FROM MACHINE FOR
MAX PROTECTION THROUGH ROUGH TERRAIN

HD EXTREME KICK-OUT

COLOR	2-SEAT	4-SEAT
■ MATTE BLACK	2889208-458	2889209-458
■ INDY RED	2889208-293	2889209-293
	PRO R '22-24, TURBO R '22-24, PRO XP '20-24	PRO R '22-24, TURBO R '22-24, PRO XP '20-24

All Rock Sliders: Only compatible with Aluminum Doors (2884660-458, 2884659-458) when door seal is removed.
Not compatible with Front Door Inner Closeoff Panels (2884658, 2884831)

SEAMLESS INSTALLATION

Reusable anchors allow for
easy installation of rock sliders
into the built-in, dedicated
chassis location.



CLOSED/UNLOCKED



OPEN/LOCKED

> LIGHTING



ADVANCED TECH

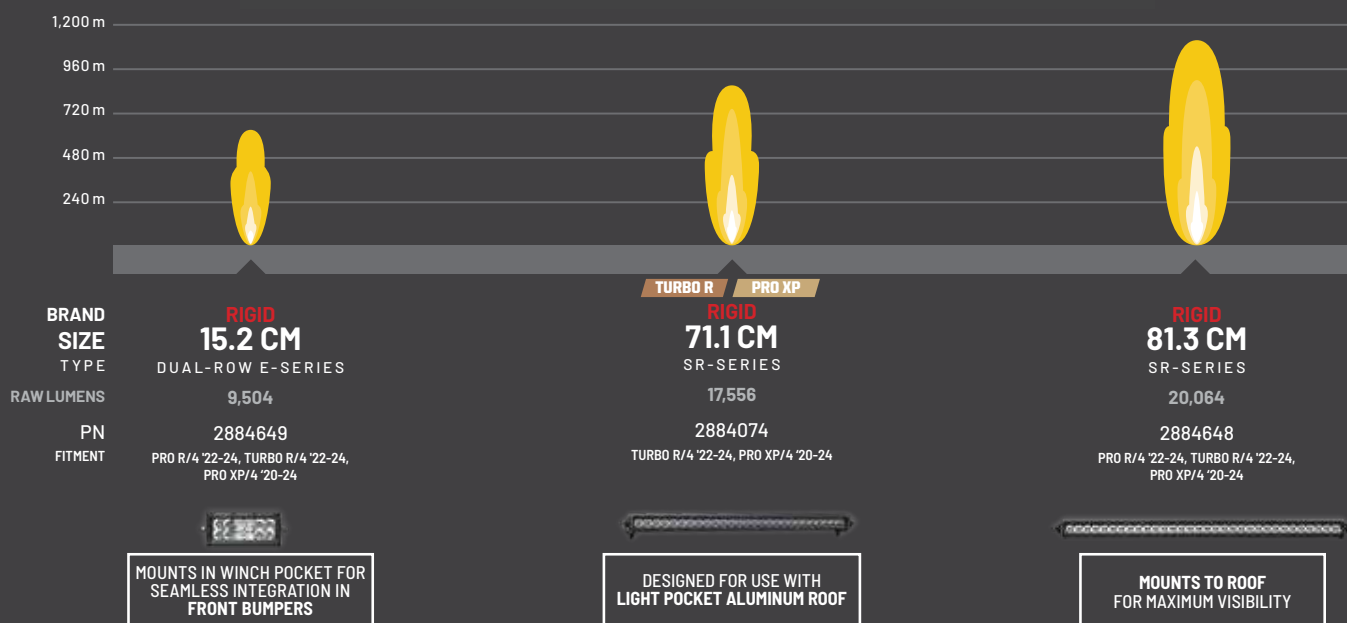
RIGID® lights are driven by Aluminum PCB Smart Boards®, 6063-T5 aircraft aluminum extruded housings and Tiger Drylac® UV protection polyester powdercoating.

EXCLUSIVE OPTICS

RIGID® invests heavily in optical science and has patented multiple optics and optics systems, maximizing light output and efficiency.

LIGHT BAR OPTIONS

1. CHOOSE YOUR LIGHT BAR



RIGID CHASE LIGHT

- Bright, daylight visible lighting with eleven selectable modes, including white scene lighting for accessing cargo bed in the dark
- Connects into brake light system for additional high mount brake light

» 2884359

PRO R/4 '22-24, TURBO R/4 '22-24, PRO XP/4 '20-24

MOUNT OPTIONS

15.2 CM LIGHT BAR MOUNT

PRO XP
» 2884654
PRO XP/4 '20-24

PRO R TURBO R
» 2884595
PRO R/4 '22-24, TURBO R/4 '22-24

CHASE LIGHT MOUNT KIT

» 2884896

PRO R/4 '22-24, TURBO R/4 '22-24, PRO XP/4 '20-24

71.1 CM LIGHT BAR MOUNT

TURBO R PRO XP
MOUNT INCLUDED WITH LIGHT

81.3 CM LIGHT BAR MOUNT

TURBO R PRO XP
» 2884650
TURBO R/4 '22-24, PRO XP/4 '20-24

PRO R
» 2884601
PRO R/4 '22-24

LIGHT BAR OPTIONS

LIGHT BAR SET-UPS

MODEL	1 LIGHT in 1 LOCATION on 1 SWITCH	2 LIGHTS in 2 LOCATIONS on 2 SWITCHES	CHASE LIGHT
PRO R / 4 '22-24 TURBO R / 4 '22-24 PRO XP / 4 '20-24	POLARIS PULSE LIGHT BAR HARNESS 2883949 POLARIS PULSE HD LIGHT BAR HARNESS 2889130 FOR LIGHTS THAT DRAW OVER 10A	POLARIS PULSE LIGHT BAR HARNESS (x2) 2883949 POLARIS PULSE HD LIGHT BAR HARNESS (x2) 2889130 FOR LIGHTS THAT DRAW OVER 10A	CHASE LIGHT HARNESS 2889034

2. ADD A MOUNT

3. ADD A HARNESS

AUDIO

WINDSHIELDS & REAR PANELS

ROOFS, DOORS & HEATER

VEHICLE PROTECTION

LIGHTING

STORAGE

MISC. MIRRORS & WINCHES



ACCENT LIGHT

- Durable construction resists dust and water while on the trails
- Front fascia LED accent light

» 2884346

PRO R/4 '22-24, TURBO R/4 '22-24, PRO XP/4 '20-24
STANDARD ON PREMIUM/ULTIMATE MODELS



POLARIS ENGINEERED ADVANTAGES

PLUG & PLAY ELECTRICAL

POLARIS PULSE IS A REVOLUTIONARY

way to provide power to your vehicle and
makes adding electrical accessories a snap.



See full Lighting Options P. 92



> STORAGE



FORWARD CARGO BOX

TOP SELLER

- Easy-to-use latches and molded side handles
- Durable polypropylene, engineered to seal out dust and water
- Lock & Ride strongly secures the box to the cargo bed

» **TURBO R** **PRO XP**

69 L • 2883751

TURBO R/4 '22-24, PRO XP/4 '20-24

» **PRO R**

57 L • 2884235

PRO R/4 '22-24



Fit: 2 Full-Size Helmets | Tool Kit | Jacket/Coat | Food & Drinks



REAR CARGO BOX

- Easy-to-use latches and molded side handles
- Durable polypropylene, engineered to seal out dust and water
- Lock & Ride strongly secures the box to the cargo bed

» **TURBO R** **PRO XP**

40 L • 2883752

TURBO R/4 '22-24, PRO XP/4 '20-24

» **PRO R**

34 L • 2884236

PRO R/4 '22-24



Fit: Sleeping Bag | First Aid Kit | Snacks | Sunscreen

**FORWARD CARGO AND REAR CARGO STORAGE
BOXES NEST PERFECTLY TOGETHER**

**REAR CARGO STORAGE BOX AND 28 L NORTHSTAR
COOLER NEST PERFECTLY TOGETHER**



72 L MULTI-PASSENGER REAR SEAT CARGO BOX

- Single wall base and dual wall lid that seal out dust and water
- Lock & Ride mounting for easy installation and removal
- Includes a drain plug and mounting hardware, with a location to add a padlock for increased security
- Only compatible with flip forward/fold flat storage in Premium/Ultimate models
- Fits full size off-road vehicle helmet

» 2884666

PRO R 4 '22-24, TURBO R 4 '22-24, PRO XP 4 '20-24



PIVOTING SPARE TIRE CARRIER

- Secure mounting with dual latches
- Steel mounts and rack
- Holds up to a 33" tire and supports 34 kg of weight
- Single-handed release mechanism

» **TURBO R** **PRO XP** 2889404-458

TURBO R/4 '22-24, PRO XP/4 '20-24

» **PRO R** 2884326-458

PRO R/4 '22-24

Not compatible with both Rear Speaker Pods (2883945) and Poly Rear Panel (part number varies by model)



28 L REAR COOLER

- Lid locks securely in place with rubber latches to protect cargo
- Provides plenty of storage without weighing you down
- Keeps your food, beverages and bait fresh while out on the trails
- Nests with forward cargo box

» 2889740

PRO R/4 '22-24, TURBO R/4 '22-24, PRO XP/4 '20-24



POLARIS NORTHSTAR 28 L COOLER

- Nests with rear cargo box
- » GRAPHITE • 2883424



» SAGEBRUSH GREEN • 2890706

PRO R/4 '22-24, TURBO R/4 '22-24, PRO XP/4 '20-24



NORTHSTAR 28 L COOLER BRACKET

» **TURBO R** **PRO XP** 2884070

TURBO R/4 '22-24, PRO XP/4 '20-24

» **PRO R** 2889200

PRO R/4 '22-24

Not compatible with Pivoting Spare Tire Carrier (2889404-458, 2884326-458)



SEE P. 112 FOR
FULL DETAILS



9.5 L SHOULDER STORAGE BAG

- Keeps your belongings safe and secure
- Molded sides, lid inserts, waterproof zipper and a nylon mesh pocket for versatile storage options
- Easy install and quick access with a sleek cockpit look

» 2889785

PRO R/4 '22-24, TURBO R/4 '22-24, PRO XP/4 '20-24

Fits between rear seats on 4-Seat models



Fit: Flashlight | Snacks | Sunglasses | Bug Spray

7.25 L DOOR STORAGE BAG

- Quick reach access to keep supplies and gear secure
- Waterproof zipper keeps everything enclosed, clean and dry
- Molded face with EVA carbon fiber vinyl cover design

» 2889784

PRO R/4 '22-24, TURBO R/4 '22-24, PRO XP/4 '20-24

Compatible with front doors only

Not compatible with Front Door Inner Closeoff Panels (2884658, 2884831)



Fit: Cell Phone | Gloves | Sunscreen

SEE COVERS AND STRAPS P. 136



> MISC

S&B PARTICLE SEPARATOR

- Separates over 94% of dust before it reaches the air filter
- Integrated hidden design in the fender to stay out of sight
- Variable fan based on engine speed to keep noise levels low

» **PRO XP** 2884629

PRO XP/4 '20-24

**ORDERABLE THROUGH
LOCAL DEALER ONLY**



SECONDARY BATTERY MOUNT KIT

- Provides longer lasting 12V output
- Battery sold separately

» **2884347**

PRO R '22-24, TURBO R '22-24, PRO XP '20-24

STANDARD ON PRO R/4 PREMIUM/ULTIMATE MODELS

» **2884391**

PRO R/4 '22-24, TURBO R/4 '22-24, PRO XP/4 '20-24

STANDARD ON PRO R/4 PREMIUM/ULTIMATE MODELS



> MIRRORS

ADJUSTABLE FOLDING SIDE MIRRORS

- Installs in minutes and integrates into a designated mounting position
- Laminated safety glass for excellent scratch resistance

» **2883762**

PRO R/4 '22-24, TURBO R/4 '22-24,
PRO XP/4 '20-24



PREMIUM CONVEX REARVIEW MIRROR TOP SELLER

- Installs in minutes and integrates into a designated mounting position
- Laminated safety glass for excellent scratch resistance

» **2883763**

PRO R/4 '22-24, TURBO R/4 '22-24,
PRO XP/4 '20-24





PRO R, TURBO R & PRO XP

AUDIO

WINDSHIELDS
& REAR PANELS

ROOFS, DOORS
& HEATER

VEHICLE PROTECTION

LIGHTING

STORAGE

MISC. MIRRORS
& WINCHES

> WINCHES



FEATURES

PRO PRO HEAVY DUTY SERIES

RAPID ROPE RECOVERY

STANDARD

AUTO STOP TECHNOLOGY

STANDARD

WINCH LINE

SYNTHETIC ROPE

CONTROL

WIRELESS & WIRED STANDARD

MODEL

2,721 kg

2,041 kg

PRO R **TURBO R**

PRO R / 4'22-24
TURBO R / 4'22-24

Includes both wired and wireless remote

2884341

2884340

PRO XP

PRO XP / 4'20-24

Includes both wired and wireless remote

2883759

2883758

REPLACEMENT PARTS

15 M SYNTHETIC ROPE

2,721 kg SERIES
» 2879188

2,041 kg SERIES
» 2879187



POLARIS
RZR XP



**BEST-SELLING PERFORMANCE
SIDE-BY-SIDE**



Rockford Fosgate partnered with Polaris to create the next evolution of factory-installed off-road audio. Purpose-built to stand up to any outdoor environment and designed to perform no matter the ride. Specifically tuned and rider-centric to create an audio experience that is second to none.



PLUG & PLAY



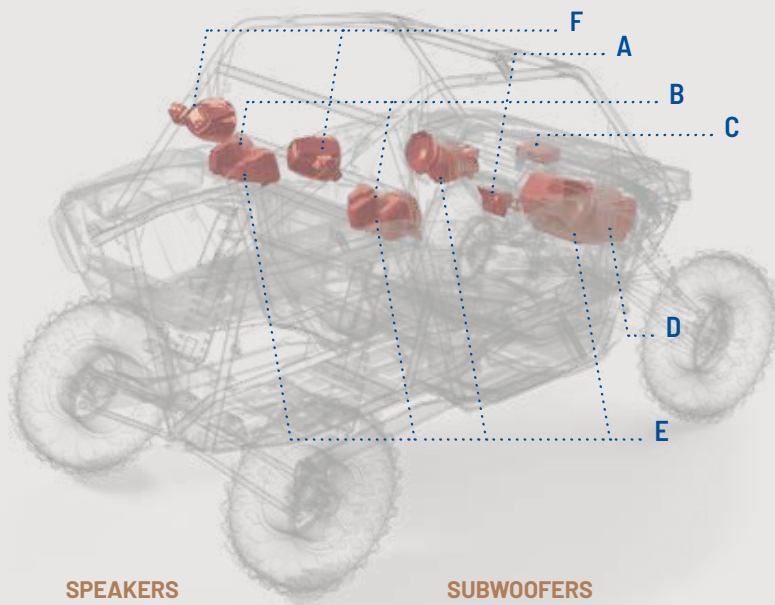
ELEMENT READY



NO LOSS OF CARGO SPACE



BLUETOOTH



SOURCE UNITS

- Tuned to combat wind and motor noise, delivering an incredible sound no matter the speed
- Element ready design guards against dust and moisture intrusion

AMPLIFIERS

- Ultra compact CLEAN technology
- Highly efficient design capable of being pushed hard without overheating

SPEAKERS

- Off-road optimized Element Ready speakers thrive in any outdoor environment
- Specifically tuned enclosures create rich cockpit sound
- Rugged, yet lightweight, materials that don't sacrifice speed for sound

SUBWOOFERS

- High-power, high-excursion subwoofer that acoustically couples with the cockpit for perfect bass response
- Torture tested to ensure long life and performance



A. STAGE 1

PMX-P2 HEAD UNIT & 16.51 cm DASH SPEAKERS

- 6.86 cm full color display
- AM/FM/WB tuner, Pandora control, Bluetooth connectivity
- Includes mount kit
- **50 watt** 16.51 cm coaxial speakers with enclosures

» 2885003

XP/4 "24

STANDARD ON PREMIUM MODELS.
NOT COMPATIBLE WITH ULTIMATE MODELS

D. STAGE 4

25.4 cm POWERED SUBWOOFER

- 25.4 cm subwoofer with enclosure and grille
- **400 watt** integrated subwoofer amplifier

» 2884562

XP/4 "24

Stage 3 Audio (2889292) required, sold separately
Not compatible with Stage 5 Audio

B. STAGE 2

16.51 cm REAR SPEAKERS

- **50 watt** 16.51 cm component speakers including tweeters with enclosures

» 2884561

XP/4 "24

STANDARD ON ULTIMATE MODELS



E. STAGE 5

30 cm POWERED SUBWOOFER WITH FULL SYSTEM SPEAKER UPGRADE

- **400 watt** 30 cm subwoofer with enclosure and grille
- **100 watt** dash speakers (x2)
- **100 watt** rear speakers with enclosures and stainless steel grilles
- 2x more power and sound delivery over the stock system

» 2889614

XP/4 "24

Stage 3 Audio (2889292) required, sold separately
Not compatible with Stage 4 Audio or Rear Pods

C. STAGE 3

AMPLIFIER UPGRADE KIT

- **400 watt** full range amplifier

» 2889292

XP/4 "24

STANDARD ON ULTIMATE MODELS



F. REAR PODS

USE WITH STAGES 1-4

- **50 watt** 16.51 cm coaxial speakers with can-enclosures, mounting hardware and grilles

» 2883945

XP/4 "24

Not compatible with Stage 5 Audio Upgrade (2889614)



XP

AUDIO

WINDSHIELDS
& REAR PANELSROOFS, DOORS
& HEATER

VEHICLE PROTECTION

LIGHTING

STORAGE

MIRRORS & WINCHES

2014-2023 XP 1000
XP TURBO & TURBO S

BUILD YOUR SOUND

(CHOOSE THE PATH THAT MATCHES YOUR RZR)

FACTORY-INSTALLED

SKIP TO STEP 2



XP
PREMIUM

PMX-P2 + STAGE 1



XP
ULTIMATE

RIDE COMMAND + STAGE 3

NO FACTORY AUDIO

STEP 1

ADD BASE AUDIO

STAGE 1

PMX-P2 HEAD UNIT & 16.51 CM DASH SPEAKERS

2885003

XP/4 '24

STANDARD ON PREMIUM MODELS
NOT COMPATIBLE WITH ULTIMATE MODELS

STEP 2

UPGRADE AUDIO

STAGE 2

16.51 CM REAR SPEAKERS

2884561

XP/4 '24

STANDARD ON ULTIMATE MODELS

+ / OR

STAGE 3

AMPLIFIER UPGRADE KIT

2889292

XP/4 '24

STANDARD ON ULTIMATE MODELS

+ / OR

REAR PODS

2883945

XP/4 '24

Not compatible with Stage 5 Audio Upgrade
(2889614)

ADD TO STAGES 1-4

STEP 3

CRANK THE BASS

STAGE 4

25.4 CM POWERED SUBWOOFER

2884562

XP/4 '24

Stage 3 Audio (2889292) required, sold separately

NOT COMPATIBLE WITH STAGE 5 AUDIO

OR

STAGE 5

30 CM POWERED SUBWOOFER WITH
FULL SYSTEM SPEAKER UPGRADE

2889614

XP/4 '24

Stage 3 Audio (2889292) required, sold separately

NOT COMPATIBLE WITH STAGE 4 AUDIO OR REAR PODS

> BUILD YOUR CAB

ADD COMFORT AND STYLE WITH END-TO-END PROTECTION

ADD A WINDSHIELD

Protect all riders with optical clarity.

ADD A ROOF

Shield from harsh elements while adding style.

ADD A REAR PANEL

Maintain rear visibility while reducing rear air swirl.

ADD UPPER DOORS

Keep the cab free of debris and water.

RECOMMENDED 2-SEAT CAB

- 2884545 • Full Vented Windshield - Glass
- 2884579 • Glass Windshield Wiper Kit
- 2884519 • Poly Rear Panel
- 2884553 • Poly Sport Roof
- 2884533 • Upper Doors

Available on 2-Seat and 4-Seat vehicles.

RECOMMENDED 4-SEAT CAB

- 2884542 • Full Vented Windshield - Hard Coat Poly
- 2884519 • Poly Rear Panel
- 2884551-458 • Aluminum Roof
- 2884534 • Upper Doors

Available on 2-Seat and 4-Seat vehicles.



PROFILE ROPS

Provides a flat sealing surface for the glass windshield gasket and indentation along the A-pillar for optimized fit.



DASH GROOVE

Dedicated nesting location along the dash for windshields to rest, creating a tighter seal to eliminate air gaps.

POLARIS ENGINEERED ADVANTAGES

XP

AUDIO

WINDSHIELDS & REAR PANELS

ROOFS, DOORS & HEATER

VEHICLE PROTECTION

LIGHTING

STORAGE

MIRRORS & WINCHES

2014-2023 XP 1000
XP TURBO & TURBO S

WINDSHIELDS

GLASS



FULL VENTED WINDSHIELD - GLASS

- Double-layer, laminated and tempered glass windshield with steel, powder-coated frame and adjustable center vents

» 2884545

XP/4 '24



GLASS WINDSHIELD WIPER KIT

- Simple to control with a multi-function, dash-mounted switch

- Includes a washer fluid reservoir

» 2884579

XP/4 '24

Compatible with glass windshield only



HARD COAT POLY



FULL VENTED WINDSHIELD - HARD COAT POLY

- Impact-resistant, long-lasting .64 cm durable hard coated polycarbonate
- Full protection with airflow vents that quickly open for cockpit ventilation

» 2884542

XP/4 '24



FULL WINDSHIELD - HARD COAT POLY

- Impact-resistant, long-lasting .64 cm durable hard coated polycarbonate
- No frame design offers maximum visibility
- Integrates with all cab components

» 2884540

XP/4 '24



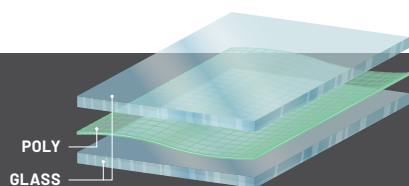
HALF WINDSHIELD - HARD COAT POLY

- Provides added protection from the elements, while allowing optimum airflow and visibility

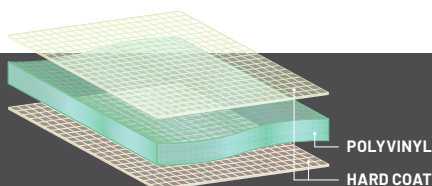
- 18 cm tall

» 2884539

XP/4 '24



POLY
GLASS



POLYVINYL
HARD COAT

GLASS

Superior optical clarity
(automotive level)
Scratch-resistant
Seals tight
Cold weather/heavy duty

VS

HARD COAT POLY

Lightweight, flexible, easy to store/remove
Impact-resistant
30x more scratch resistance
than regular poly windshields

REAR PANEL



POLY REAR PANEL

- Designed with a flat polycarbonate viewing area to maintain rearward visibility
- A thermoformed shroud seals the lower portion of the cab to reduce rear air swirl
- Compatible with all storage and the spare tire carrier

» 2884519

XP/4 '24

Not compatible with Rear Speaker Pods (2883945)




> ROOFS

POLY

POLY SPORT ROOF

- Durable, lightweight polypropylene with contoured design for water run-off
- Maximum protection with full seal for a leak-free barrier and reduced chatter

COLOR	2-SEAT	4-SEAT <small>NOT SHOWN</small>
 MATTE BLACK	2884553	2884554
	XP '24	XP 4 '24

ALUMINUM

- High protection strength
- Lower profile
- Sleek style

VS

POLY



- Water run-off
- Pre-existing mounting features
- Lightweight



ALUMINUM

ALUMINUM ROOF

- .32 cm lightweight aluminum stamped sheet with full seal for a leak-free barrier and vibration elimination
- Quick install, low-profile design with maximum protection and durability from the harshest conditions

COLOR	2-SEAT	4-SEAT <small>NOT SHOWN</small>
 MATTE BLACK	2884549-458	2884551-458
 INDY RED	2884549-293	2884551-293
	XP '24	XP 4 '24






> DOORS



UPPER DOORS

- High quality compression molded doors nest into thermoformed high-density polyethylene side shrouds for excellent sealing
- Includes zip-down 30-gauge clear vinyl windows
- Provides profiled cab edge for superior fit and finish
- Includes external latches

COLOR	2-SEAT	4-SEAT <small>NOT SHOWN</small>
 MATTE BLACK	2884533 XP '24	2884534 XP 4 '24



EXTERIOR DOOR LATCH KIT

- Makes opening doors from outside the vehicle easier
 - Includes one latch per door
- » 2-SEAT • 2889402
XP '24
- » 4-SEAT • 2889403 NOT SHOWN
XP 4 '24



> HEATER

HEATER KIT

- Connects to Polaris PULSE bus bar and provides reliable, steady heat to your cab with fan speed and temperature control
 - Select between in-cab heat, demist vents or both with a controllable knob
- » 2884523
XP/4 '24

XP

AUDIO

WINDSHIELDS
& REAR PANELS

ROOFS, DOORS
& HEATER

VEHICLE PROTECTION

LIGHTING

STORAGE

MIRRORS & WINCHES

2014-2023 XP 1000
XP TURBO & TURBOS




> VEHICLE PROTECTION

BUMPERS



LOW PROFILE BUMPER



- Durable, powder-coated 3.8 cm tube steel with sleek lower profile

COLOR	FRONT	REAR
 MATTE BLACK	2884515-458	2884516-458
	XP/4 '24	XP/4 '24



HIGH COVERAGE BUMPER

- Durable 3.8 cm tube steel with headlight bezels for maximum coverage

COLOR	FRONT	REAR
 MATTE BLACK	2884513-458	2884514-458
 INDY RED	2884513-293	2884514-293
	XP/4 '24	XP/4 '24

NEXT-LEVEL STYLE AND FUNCTION. FRONT BUMPERS ARE DESIGNED TO EFFORTLESSLY INTEGRATE A WINCH OR 15.2 CM RIGID LIGHT BAR



INTEGRATED WINCH
SEE P. 61



RIGID 15.24 CM LIGHT BAR
SEE P. 56



XP

AUDIO

WINDSHIELDS
& REAR PANELS

ROOFS, DOORS
& HEATER

VEHICLE PROTECTION

LIGHTING

STORAGE

MIRRORS & WINCHES

2014-2023 XP 1000
XP TURBO & TURBO S


ROCK SLIDERS



12-GAUGE STAMPED STEEL
NO LOSS IN GROUND CLEARANCE

LOW PROFILE

COLOR	2-SEAT	4-SEAT
■ MATTE BLACK	2884472-458	2884511-458
■ INDY RED	2884472-293	2884511-293
	XP '24	XP 4 '24



3.18CM STEEL TUBE CONSTRUCTION FOR
MAX PROTECTION THROUGH ROUGH TERRAIN

HD EXTREME KICK-OUT

COLOR	2-SEAT	4-SEAT
■ MATTE BLACK	2884473-458	2884512-458
■ INDY RED	2884473-293	2884512-293
	XP '24	XP 4 '24

SEAMLESS INSTALLATION

Reusable anchors allow for
easy installation of rock sliders
into the built-in, dedicated
chassis location.



CLOSED/UNLOCKED



OPEN/LOCKED

FENDER FLARES & ARM GUARDS



FULL COVERAGE FENDER FLARES

- Replaces stock fender flares and provides additional coverage with factory styling
- Front and rear included

» 2889133

XP/4 '24



TRAILING ARM GUARDS

- Reliable protection for vital suspension components of your vehicle
- HDPE poly guard bolts to Trailing Arm Guards to protect against rock abrasions

» 2889442

XP/4 '24



HIGH CLEARANCE SUSPENSION KIT

- Designed to optimize ground clearance
- Includes one set of high clearance front control arms and high clearance radius rods

» 2890853

XP/4 '24




ADVANCED TECH

RIGID® lights are driven by Aluminum PCB Smart Boards®, 6063-T5 aircraft aluminum extruded housings and Tiger Drylac® UV protection polyester powdercoating.

EXCLUSIVE OPTICS

RIGID® invests heavily in optical science and has patented multiple optics and optics systems, maximizing light output and efficiency.

LIGHT BAR OPTIONS



BRAND
SIZE
TYPE

RIGID
15.2 CM
DUAL-ROW E-SERIES

RAW LUMENS

9,504

PN
FITMENT

2884649
XP/4 '24

Requires bumper, sold separately.



**MOUNTS TO FRONT FASCIA
WITH ACCESSORY BUMPER**

RIGID
81.3 CM
SR-SERIES

20,064

2884648
XP/4 '24

Requires roof, sold separately.



**MOUNTS TO ROOF
FOR MAXIMUM VISIBILITY**



RIGID CHASE LIGHT

- Bright, daylight visible lighting with eleven selectable modes, including white scene lighting for accessing cargo bed in the dark
- Connects into brake light system for additional high mount brake light

» 2884359
XP/4 '24

15.2 CM LIGHT BAR MOUNT

» 2884510
XP/4 '24

81.3 CM LIGHT BAR MOUNT

» 2884650
XP/4 '24


CHASE LIGHT MOUNT KIT

» 2889121
XP/4 '24

HARNESS OPTIONS

LIGHT BAR SET-UPS			
MODEL	1 LIGHT IN 1 LOCATION on 1 SWITCH	2 LIGHTS IN 2 LOCATIONS on 2 SWITCHES	CHASE LIGHT
XP / 4	POLARIS PULSE LIGHT BAR HARNESS 2889291	POLARIS PULSE LIGHT BAR HARNESS (X2) 2889291	CHASE LIGHT HARNESS 2889293

POLARIS ENGINEERED ADVANTAGES



PLUG & PLAY ELECTRICAL

POLARIS PULSE IS A REVOLUTIONARY
way to provide power to your vehicle and
makes adding electrical accessories a snap.



ACCENT LIGHT KIT

- Durable construction resists dust and water while on the trails
- Front and rear LED accent lights

» 2889539

XP/4™24

STANDARD ON ULTIMATE MODELS



XP

AUDIO

WINDSHIELDS
& REAR PANELS

ROOFS, DOORS
& HEATER

VEHICLE PROTECTION

LIGHTING

STORAGE

MIRRORS & WINCHES

2014-2023 XP 1000
XP TURBO & TURBO S



>STORAGE



78 L FORWARD CARGO BOX

- Easy-to-use latches and molded side handles
- Durable polypropylene, engineered to seal out dust and water
- Lock & Ride strongly secures the box to the cargo bed

» 2889611
XP/4 '24




Fit: 2 Full-Size Helmets | Tool Kit | Jacket/Coat | Food & Drinks

**FORWARD CARGO BOX NESTS PERFECTLY TOGETHER
WITH REAR CARGO BOX OR 28 L REAR COOLER**

52 L REAR CARGO BOX

- Easy-to-use latches and molded side handles
- Durable polypropylene, engineered to seal out dust and water
- Lock & Ride strongly secures the box to the cargo bed

» 2884525
XP/4 '24



Fit: Jacket/Coat | First Aid Kit | Snacks | Sunscreen

**REAR CARGO BOX NESTS PERFECTLY TOGETHER WITH 28 L
NORTHSTAR COOLER OR FORWARD CARGO BOX**



Fit: Flashlight | Snacks | Sunglasses | Bug Spray

8 L SHOULDER STORAGE BAG

- Keeps your belongings safe and secure
- Molded sides and lid with dual YKK® zippers
- Easy install and quick access with a sleek cockpit look

» 2884530
XP/4 '24
Fits between rear seats on 4-Seat models



Fit: Cell Phone | Gloves | Sunscreen

4.7 L DOOR STORAGE BAG

- Quick reach access to keep supplies and gear secure
- Waterproof YKK® zippers keep everything enclosed, clean and dry

» 2884528

XP/4 '24
Compatible with front doors only



XP

AUDIO

WINDSHIELDS
& REAR PANELS

ROOFS, DOORS
& HEATER

VEHICLE PROTECTION

LIGHTING

STORAGE

MIRRORS & WINCHES

2014-2023 XP 1000
XP TURBO & TURBOS



28 L REAR COOLER

- Lid locks securely in place with rubber latches to protect cargo
- Provides plenty of storage without weighing you down
- Keeps your food, beverages and bait fresh while out on the trails
- Nests with forward cargo box

» 2889612

XP/4 '24



POLARIS NORTHSTAR 28 L COOLER

- Nests with rear cargo box

» GRAPHITE • 2883424



» SAGEBRUSH GREEN • 2890706

XP/4 '24



NORTHSTAR 28 L COOLER BRACKET

» 2884526

XP/4 '24



SEE P. 112 FOR FULL DETAILS ON
POLARIS NORTHSTAR COOLERS



TONNEAU COVER

- One cover seals the entire storage box
- Built-in friction hinge to stay open on its own

» 2884548

XP/4 '24

Not compatible with cargo boxes or coolers



PIVOTING SPARE TIRE CARRIER

- Secure mounting with dual latches and single-handed release mechanism
- Steel mounts and rack
- Holds up to a 32" tire and supports 34 kg of weight

» 2884546-458

XP/4 '24

SEE COVERS AND STRAPS P. 136



> MIRRORS



ADJUSTABLE FOLDING SIDE MIRRORS

- Left and right mirrors included
- Installs in minutes and integrates into a designed mounting position
- Laminated safety glass for excellent scratch resistance

» 2884524

XP/4 '24

Not compatible with Upper Doors (2884533, 2884534)



PREMIUM CONVEX REARVIEW MIRROR TOP SELLER

- Installs in minutes and integrates into a designated mounting position
- Laminated safety glass for excellent scratch resistance

» 2883763

XP/4 '24

> WINCHES



FEATURES	PRO PRO HEAVY DUTY SERIES	HD HEAVY DUTY SERIES
RAPID ROPE RECOVERY	STANDARD	NOT AVAILABLE
AUTO STOP TECHNOLOGY	STANDARD	OPTION
WINCH LINE	SYNTHETIC ROPE	SYNTHETIC ROPE
CONTROL	WIRED TOGGLE SWITCH & WIRELESS REMOTE STANDARD	WIRED TOGGLE SWITCH STANDARD, WIRED & WIRELESS REMOTE OPTIONAL
MODEL	2,041 kg	2,041 kg
XP / 4 '24	2884836	2884835

REPLACEMENT PARTS

15 M SYNTHETIC ROPE

2,041 kg SERIES
» 2879187



UPGRADE YOUR HD WINCH

AUTO STOP UPGRADE

- Replaces stock fairlead
- » 2889028
- Synthetic Rope & Wireless Remote (2889561), required

WIRED REMOTE CONTROL

- 1.8 m corded remote
- Direct plug & play operation
- » 2889562



WIRELESS REMOTE

- Up to 15 m range with LED indicator
- Direct plug & play operation
- » 2889561



SEE ADDITIONAL WINCH INFORMATION P. 116

> WINDSHIELDS

HARD COAT POLY



FULL VENTED WINDSHIELD - HARD COAT POLY

- Impact-resistant, long-lasting .64 cm durable hard coated polycarbonate
- Full protection with airflow vents that quickly open for cockpit ventilation

» 2884330

XP TURBO/4 '19-21, XP 1000/4 '19-23



FULL WINDSHIELD - HARD COAT POLY

TOP SELLER

- Durable, optical-grade polycarbonate provides maximum impact resistance

» 2884018

XP TURBO/4 '19-21, XP 1000/4 '19-23



HALF WINDSHIELD - HARD COAT POLY

- Impact-resistant, long-lasting .64 cm durable hard coated polycarbonate
- Provides protection and airflow into the cab
- 17.8 cm tall

» 2884768

TURBO S '18-21, XP TURBO/4 '19-21,
TURBO S 4 '19-21, XP 1000/4 '19-23

GLASS



FULL WINDSHIELD - GLASS

- Double layer laminated, tempered glass windshield
- Fits seamlessly with the roof and hood of your vehicle to form a complete seal for maximum durability and reduced chatter

» 2884331

XP TURBO/4 '19-21, XP 1000/4 '19-23

> REAR PANELS & DOORS



POLY REAR PANEL

TOP SELLER

» 2881614

XP TURBO '15-21, XP 4 TURBO '16-21,
XP 1000/4 '14-23

Not compatible with Extreme Audio Pods
(2883739)



LOWER DOOR INSERTS

TOP SELLER

- Covers the bottom of the door opening, shutting out water and dust
- Durable plastic construction with steel frame

» 2-SEAT • 2879509

NOT SHOWN

TURBO S '18-21, XP TURBO '15-21, XP 1000 '14-23

» 4-SEAT • 2879942

TURBO S 4 '19-21, XP 4 TURBO '16-21, XP 4 1000 '14-23



CANVAS UPPER DOORS

- Easy install with stock door panels using pre-designated mounting points
- 23 OZ mold-resistant, UV-stable and crack-resistant materials for lasting durability and protection from the elements
- Install with roof, full windshield, rear panel and lower doors to create a full cab enclosure for colder weather and/or increased protection from the elements
- Not compatible with Poly Sport Roof or Audio Roof options

» 2-SEAT • 2884333

XP TURBO '19-21, XP 1000 '19-23

» 4-SEAT • 2884332

NOT SHOWN

XP 4 TURBO '19-21, XP 4 1000 '19-23

> ROOFS



POLY SPORT ROOF TOP SELLER

- Rigid, injection-molded design to eliminate warping in high-heat conditions
- Integrated mounting locations for lighting
- Rugged, textured polyethylene construction for impact and abrasion resistance
- Not compatible with upper or full doors


COLOR	2-SEAT	4-SEAT <small>NOT SHOWN</small>
MATTE BLACK	2883073	2883074
	XP TURBO '15-21, XP 1000 '14-23	XP 4 TURBO '16-21, XP 4 1000 '14-23



GRAPHIC SPORT ROOF

- Weighs only 5 kg (30% lighter than aluminum)
- Won't bend or break upon impact with debris or other obstacles
- Sunroof lets in sunlight while shading from the heat

COLOR	2-SEAT
MATTE BLACK	2881206
INDY RED	2881607
	XP TURBO '15-21, XP 1000 '14-23



ALUMINUM ROOF TOP SELLER

- Seals to the vehicle frame for the best protection and great integration with other RZR accessories
- Strong and durable 5051 aluminum construction for long-lasting, reliable protection

COLOR	2-SEAT	4-SEAT <small>NOT SHOWN</small>
MATTE BLACK	2881582-458	2881592-458
INDY RED	NA	2881592-293
	XP TURBO '15-21, XP 1000 '14-23	XP 4 TURBO '16-21, XP 4 1000 '14-23
MATTE BLACK	2884086-458	2884087-458
	TURBO S '18-21	TURBO S 4 '19-21
	COMES STOCK ON TURBO S AND TURBO S 4 DYNAMIX	

> VEHICLE PROTECTION

LOW PROFILE BUMPER TOP SELLER

- Perfect for heavy-duty protection, with aggressive style and mounting for lights



COLOR	FRONT	REAR
MATTE BLACK	2884019-458	2884020-458
INDY RED	2884019-293	2884020-293
	XP TURBO '15-21, XP 4 TURBO '16-21, XP 1000/4 '14-23	
MATTE BLACK	2883132-458	2883133-458
	TURBO S '18-21, TURBO S 4 '19-21	

LOW PROFILE ROCK SLIDERS

- Plated steel construction, durable powdercoat finish
- Easy installation with expanded anchor mount



2-SEAT	4-SEAT
2879498-458	2879940-458
2881587-293	NA
2-SEAT: TURBO S '18-21, XP TURBO '15-21, XP 1000 '14-23	
4-SEAT: TURBO S 4 '19-21, XP 4 TURBO '16-21, XP 4 1000 '14-23	

EXTREME KICK-OUT ROCK SLIDERS

- Rugged steel protection and race-inspired styling
- Low-profile mounting location preserves ground clearance



2-SEAT	4-SEAT
2879456-458	2882079-458
2881586-293	NA
2-SEAT: TURBO S '18-21, XP TURBO '15-21, XP 1000 '14-23	
4-SEAT: TURBO S 4 '19-21, XP 4 TURBO '16-21, XP 4 1000 '14-23	



FULL COVERAGE FENDER FLARES

- Keep the mud, dirt and debris from launching off the tires and into your face
- Includes two, front only

» 2881985
TURBO S '18-21, TURBO S 4 '19-21, XP TURBO '15-21,
XP 4 TURBO '16-21, XP 1000/4 '14-23



MUD FLAPS

- Designed to specifically integrate into front fender flares
- Includes two, front only

» 2879938
TURBO S '18-21, TURBO S 4 '19-21, XP TURBO '15-21,
XP 4 TURBO '16-21, XP 1000/4 '14-23

XP

AUDIO

WINDSHIELDS
& REAR PANELS

ROOFS, DOORS
& HEATER

VEHICLE PROTECTION

LIGHTING

STORAGE

MIRRORS & WINCHES

2014-2023 XP 1000
XP TURBO & TURBO S

> WINCHES



FEATURES	PRO PRO HEAVY DUTY SERIES	HD HEAVY DUTY SERIES	
RAPID ROPE RECOVERY	STANDARD	NOT AVAILABLE	
AUTO STOP TECHNOLOGY	STANDARD	OPTION	
WINCH LINE	SYNTHETIC ROPE	STEEL CABLE	
CONTROL	WIRELESS STANDARD, WIRED OPTION	WIRED STANDARD, WIRELESS OPTION	
MODEL	2,041 kg	1,588 kg	ADD REQUIRED CABLES
XP 1000/4 '14-23 XP 4 TURBO '16-21 XP TURBO '15-21	TOP SELLER 2882240	TOP SELLER 2881671	XP 1000/4 '19-23, XP TURBO/4 '19-21 Require Winch Cover Kit 2884118
TURBO S '18-21 TURBO S 4 '19-21	2883828		Included with winch

REPLACEMENT PARTS

SYNTHETIC ROPE

2,041 kg SERIES
» 2879187



STEEL CABLE

1,588 kg SERIES
» 2878890



UPGRADE YOUR CONTROLS

WIRED REMOTE CONTROL

- Must order remote handle and socket together

» REMOTE HANDLE
4013466

Works with 2882240, 2883828

» SOCKET
4014228

Works with 2882240, 2883828

UPGRADE YOUR HD WINCH

WIRELESS REMOTE

- Up to 15 m range with LED indicator
 - Direct plug & play operation
- » 2879316



AUTO STOP UPGRADE

- Billet aluminum
 - Replaces stock fairlead
- » 2881693
Synthetic Rope Required

> STORAGE



45 L COOLER BOX

» 45.4 L 2881555

TURBO S '18-21, XP TURBO '15-21, TURBO S 4 '19-21,
XP 4 TURBO '16-21, XP 1000/4 '14-23



65 L CARGO BOX TOP SELLER

» 2881193

TURBO S '18-21, XP TURBO '15-21, TURBO S 4 '19-21,
XP 4 TURBO '16-21, XP 1000/4 '14-23



D-RINGS

» 2881544



EXPANSION ANCHOR

» 2876420



SPARE TIRE CARRIER

» 2883487

TURBO S '18-21, TURBO S 4 '19-21

» 2879464

XP TURBO '15-21, XP 4 TURBO '16-21,
XP 1000/4 '14-23



LOWER DOOR STORAGE BAG

» 2880613

TURBO S '18-21, XP TURBO/4 '16-21, TURBO S 4 '19-21, XP 1000/4 '14-23
Requires Lower Door Inserts (2879509, 2879942)
Only compatible with front doors



BED D-RINGS

» 2877460

TURBO S '18-21, XP TURBO '15-21,
TURBO S 4 '19-21, XP 4 TURBO '16-21,
XP 1000/4 '14-23



BASE UNIT OR
ADD SPEAKERS

AUDIO ROOF

- Use as an all-in-one solution or a base unit to build your system
- Four high-efficiency 16.5 cm coaxial speakers for unbeatable sound
- Built in push-button dash radio with Bluetooth and AUX
- Modular design for improved serviceability and access
- Not compatible with RIDE COMMAND

S4 AUDIO ROOF

» 2882064
XP TURBO '15-21, XP 1000 '14-23

S8 AUDIO ROOF

» 2882065
XP TURBO '15-21, XP 1000 '14-23

MODEL:	S4	S8
(4) 16.5 cm COAXIAL SPEAKERS	✗	✗
(4) 16.5 cm COMPONENT SPEAKERS, MIDS & TWEETERS		✗
4-CHANNEL, 2-OHM, 300W AMPLIFIER		✗
83.8 cm SINGLE-ROW PRO ARMOR LIGHT BAR		✗
DOME LIGHT		✗



Sound Bar 8



Sound Bar 4

SOUND BAR

- All-in-one solution for a quick and easy audio upgrade to your machine

SOUND BAR 8

- Six mid-range/mid-bass speakers and two dedicated tweeters
 - Fully waterproof with large, easy-to-use external controls
- » 2881465
XP TURBO '15-21, XP 1000/4 '14-23, XP 4 TURBO '16-21
Speaker Bar Harness (2882280) required

SOUND BAR 4

- Two mid-range/mid-bass speakers and two dedicated tweeters

» 2881230
XP TURBO '15-21, XP 1000/4 '14-23, XP 4 TURBO '16-21
Speaker Bar Harness (2882280) required

NOT COMPATIBLE WITH ADDITIONAL/
EXTERNAL SPEAKERS OR RIDE COMMAND



DOOR SPEAKERS TOP SELLER

- 16.5 cm component speakers with 1.9 cm titanium dome tweeters
- Harnessing included to connect to audio amplifier
- Works with Polaris Aluminum Door kits or Polaris Lower Door kits
- Use with RIDE COMMAND requires Audio Amplifier (2884064)

» FRONT • 2881989 (SET OF TWO)

TURBO S '18-21, XP TURBO/4 '15-21,
TURBO S 4 '19-21, XP 1000/4 '14-23
Not compatible with DYNAMIX Active
Suspension models

» REAR • 2883116 (SET OF TWO)

TURBO S 4 '19-21, XP 4 TURBO '16-21,
XP 4 1000 '14-23
Requires Front Door Speakers (2881989).
Connects directly to audio amplifier (2884064).
No additional amplifier needed.
Not compatible with Audio Roofs.

» AUDIO AMPLIFIER • 2884064

TURBO S '19-21, XP TURBO/4 '19-21,
TURBO S 4 '20-21, XP 1000/4 '19-23
Required with Door Speakers (2881989, 2883116)

AUDIO Y-HARNESS

- Y-Harness splits the audio signal to allow for additional audio components to be added

» 2883269
TURBO S '18-21, XP TURBO/4 '19-21, TURBO S 4 '20-21,
XP 1000/4 '14-23

LINE-OUT AUDIO HARNESS

- Designed to extend JST audio signal from rear of audio roof to the front of the vehicle

» 2881652
TURBO S '18-21, XP TURBO/4 '19-21,
TURBO S 4 '20-21, XP 1000/4 '14-23

RIDE COMMAND AUDIO ADAPTER

- Required to hook up any audio RIDE COMMAND system
- Connect up to two speaker options and subwoofer

» 2883232
TURBO S '18-21, XP TURBO/4 '19-21, TURBO S 4 '20-21, XP 1000/4 '14-23
Required when adding audio to 7" Display (2884072)

POLARIS
RZR TRAIL



**TRAIL AGILITY.
ENDLESS COMFORT.**



REVOLUTIONARY INSTALLATION

Lock & Ride clamps make for easy on-off and eliminate the risk of cracking.



POLARIS ENGINEERED ADVANTAGES

GASKETED SEAL

Keeps drafts and moisture out. Reduces ride chatter on full glass windshields.

WINDSHIELDS

GLASS



FULL VENTED WINDSHIELD - GLASS

- Double layer laminated, tempered glass windshield with steel powder-coated frame and center adjustable vent

» 2884756

TRAIL S '21-24, TRAIL '21-24

HARD COAT POLY



FULL VENTED WINDSHIELD - HARD COAT POLY

- Impact-resistant, long-lasting .64 cm durable hard coated polycarbonate
- Full protection with airflow vents that quickly open for cockpit ventilation

» 2884911

TRAIL S '21-24, TRAIL '21-24



TIP OUT WINDSHIELD - HARD COAT POLY

- Hard coated polycarbonate panel windshield that offers three positions: closed, vented and full open
- Single-handed latch with gas support struts

» 2889537

TRAIL S '21-24, TRAIL '21-24



WINDSHIELD WIPER - WASHER KIT

- Simple to control, featuring a multi-speed dash-mounted rocker switch
- Includes a washer fluid reservoir

» 2884755

TRAIL S '21-24, TRAIL '21-24

Compatible with glass windshield only



FULL WINDSHIELD - HARD COAT POLY

- Impact-resistant, long-lasting .64 cm durable hard coated polycarbonate
- No frame design offers maximum visibility
- Integrates with all cab components

» 2884757

TRAIL S '21-24, TRAIL '21-24

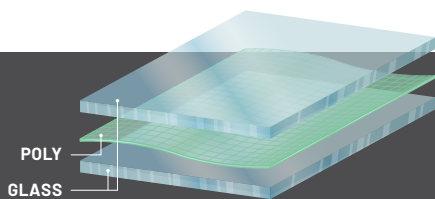


HALF WINDSHIELD - HARD COAT POLY

- Impact-resistant, long-lasting .64 cm durable hard coated polycarbonate
- Provides protection and airflow into the cab
- 17.8 cm tall

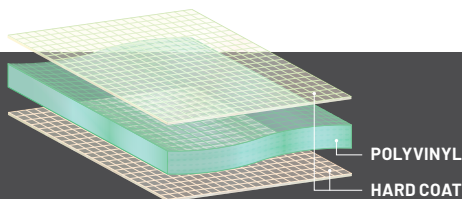
» 2884768

TRAIL S '21-24, TRAIL '21-24



GLASS

VS



HARD COAT POLY

Superior optical clarity
(automotive level)
Scratch-resistant
Seals tight
Cold weather/heavy duty

Lightweight, flexible, easy to store/remove
Impact-resistant
30x more scratch resistance
than regular poly windshields

REAR PANEL



POLY REAR PANEL

- Maintains rear visibility and reduces rear air swirl from entering the cockpit
- Fully compatible with all accessories
- If installed, Rear Audio Pods should project backwards

» 2884765

TRAIL S '21-24, TRAIL '21-24



> ROOFS

ALUMINUM VS POLY

High protection strength
Lower profile
Sleek style

Water run-off
Pre-existing mounting features
Lightweight

ALUMINUM

ALUMINUM ROOF

- Seals to the roll cage for the best protection, while seamlessly integrating with other RZR accessories
- Strong and durable aluminum construction for long-lasting, reliable protection

COLOR	PART NUMBER
■ MATTE BLACK	2884761-458
■ INDY RED	2884761-293

TRAIL S '21-24, TRAIL '21-24

POLY



POLY SPORT ROOF

- Rigid, injection-molded design to eliminate warping in high-heat conditions
- Integrated mounting locations for lighting
- Rugged, textured polyethylene construction for impact and abrasion resistance

COLOR	PART NUMBER
■ MATTE BLACK	2884729

TRAIL S '21-24, TRAIL '21-24
STANDARD ON ULTIMATE TRIM



> DOORS

CANVAS UPPER DOORS

- Pre-loaded tubular aluminum frame provides a tight seal along the roll cage
 - Zip-down vinyl windows offer increased comfort in warmer conditions
 - Zippered access ports for easy ingress and egress
- » 60" • 2884733
TRAIL S '21-24
- » 50" • 2884758 NOT SHOWN
TRAIL '21-24

ALUMINUM LOWER HALF DOORS

- Single-piece stamped aluminum maximizes quality, fit and finish
 - Gasket design eliminates rattling and creates a firm seal
- » 2879510
TRAIL S '21-24





Rockford Fosgate

Rockford Fosgate partnered with Polaris to create the next evolution of factory-installed off-road audio. Purpose built to stand up to any outdoor environment and designed to perform no matter the ride. Specifically tuned and rider-centric to create a class-leading audio experience that is second to none.

> AUDIO

TRAIL ACCESSORIES

WINDSHIELDS
& REAR PANELS

ROOFS, DOORS
& HEATER

VEHICLE PROTECTION
& STORAGE

WINCHES, HEATER
& PLOWS

LIGHTING &
ELECTRICAL & TRACKS

ACCESSORIZE IT

BUILD YOUR SOUND

(CHOOSE THE PATH THAT MATCHES YOUR RZR)

FACTORY-INSTALLED

SKIP TO STEP 2



TRAIL & TRAIL S
ULTIMATE

RIDE COMMAND + FRONT SPEAKERS

NO FACTORY AUDIO

STEP 1

SELECT HEAD UNIT & ADD AUDIO

7" DISPLAY POWERED BY RIDE COMMAND*

2884072

TRAIL S '21-24, TRAIL '21-24

OR

STAGE 1 PMX AUDIO KIT

2884912

TRAIL S '21-24, TRAIL '21-24

MOUNT KIT INCLUDED

MOUNT KIT REQUIRED

2884731

TRAIL S '21-24, TRAIL '21-24

SEE P. 94 FOR FULL RIDE COMMAND DETAILS

+

STAGE 3 RIDE COMMAND AUDIO KIT

2884914

TRAIL S '21-24, TRAIL '21-24

STEP 2

UPGRADE AUDIO

FACTORY AUDIO STAGE 3 UPGRADE

25.4 CM SUBWOOFER
UPGRADE

2884917

TRAIL S '21-24, TRAIL '21-24

NOT COMPATIBLE WITH STAGE 1
PMX OR STAGE 3 RIDE COMMAND
AUDIO KITS

+ / OR

REAR SPEAKER PODS

2883945

TRAIL S '21-24, TRAIL '21-24

REAR SPEAKER POD
AUDIO HARNESS

2415652

TRAIL S '21-24, TRAIL '21-24

REQUIRED TO ADD PODS
TO FACTORY AUDIO

REAR SPEAKER PODS

2883945

TRAIL S '21-24, TRAIL '21-24

REAR SPEAKER POD AUDIO HARNESS

2415652

TRAIL S '21-24, TRAIL '21-24

REQUIRED TO ADD PODS TO STAGE 1 OR STAGE 3



7" DISPLAY POWERED BY RIDE COMMAND*

» 2884072

TRAIL S '21-24, TRAIL '21-24

STANDARD ON ULTIMATE MODELS

Requires Mount Kit (2884731)

SEE P. 94 FOR FULL
RIDE COMMAND DETAILS



STAGE 1 PMX AUDIO KIT

- 6.86 cm full color display
- AM/FM/WB tuner w/ antenna
- Bluetooth connectivity
- Includes mount kit
- Two front 16.5 cm coaxial speakers with enclosures

» 2884912

TRAIL S '21-24, TRAIL '21-24

NOT COMPATIBLE WITH
ULTIMATE TRIM



STAGE 3 RIDE COMMAND AUDIO KIT

FRONT SPEAKERS &
SUBWOOFER

- 200 watt 25.4 cm subwoofer with enclosure
- 400 watt full range amplifier
- Two 50 watt 16.51 cm component speakers with enclosures

» 2884914

TRAIL S '21-24, TRAIL '21-24

NOT COMPATIBLE WITH ULTIMATE TRIM
or Stage 1 PMX Audio Kit



FACTORY AUDIO STAGE 3 UPGRADE

25.4 CM SUBWOOFER
UPGRADE

- 200 watt 25.4 cm subwoofer with enclosure
- Powered by 400 watt full range factory amplifier

» 2884917

TRAIL S '21-24, TRAIL '21-24

ONLY COMPATIBLE WITH
ULTIMATE TRIM



REAR SPEAKER PODS

USE WITH STAGE 1
OR STAGE 3

- 50 watt 16.51 cm coaxial speakers with can-enclosures, mounting hardware and grilles
- Audio Harness (2415652) required, sold separately

» 2883945

TRAIL S '21-24, TRAIL '21-24

*Due to ongoing supply chain issues, there may be delayed or limited availability of this product as an accessory add-on.

> VEHICLE PROTECTION

BUMPERS



FRONT HIGH COVERAGE BUMPER

- Durable, powder-coated 4.45 cm tube steel with sleek profile for full coverage with headlight protection
- Does not cover Accent Lights



FRONT LOW PROFILE BUMPER

- 4.45 cm powder-coated steel tubing provides impact protection and aggressive styling



FRONT WINCH BUMPER

- Elevated mounting location on bumper for easy access to 2,041 kg winch
- Requires winch (2885127, 2885126), sold separately



REAR BUMPER EXTENSION

- Bumper extension quickly attaches to rear ROPS to provide additional taillight protection

COLOR	PART NUMBER
MATTE BLACK	2884732-458
INDY RED	2884732-293

TRAIL S '21-24, TRAIL '21-24
Not compatible with Glacier Pro Plow Mount (2884764)

COLOR	PART NUMBER
MATTE BLACK	2884019-458
INDY RED	2884019-293

TRAIL S '21-24, TRAIL '21-24

COLOR	PART NUMBER
MATTE BLACK	2884868-458

TRAIL S '21-24, TRAIL '21-24

COLOR	PART NUMBER
MATTE BLACK	2884734-458

TRAIL S '21-24, TRAIL '21-24

FENDER FLARES



152.4 CM STYLE FENDER FLARES

- Stock replacement for Trail S
- Includes four, front and rear
- » 2879434

TRAIL S '21-24, TRAIL '21-24



FULL COVERAGE FENDER FLARES

- Keep the mud, dirt and debris from launching off the tires and into your face
- Includes two, front only
- » 2881985

TRAIL S '21-24, TRAIL '21-24

ROCK SLIDERS



10-GAUGE STAMPED STEEL
NO LOSS IN GROUND CLEARANCE

LOW PROFILE

COLOR	PART NUMBER
MATTE BLACK	2879498-458
INDY RED	2881587-293

TRAIL S '21-24, TRAIL '21-24



4.5cm STEEL TUBE CONSTRUCTION
EXTENDS FROM MACHINE FOR
MAX PROTECTION THROUGH ROUGH TERRAIN

EXTREME KICK-OUT

COLOR	PART NUMBER
MATTE BLACK	2879456-458
INDY RED	2881586-293

TRAIL S '21-24, TRAIL '21-24

ANCHOR MOUNTS

Tougher than conventional nuts and bolts, Expansion Anchor Mounts are engineered into every RZR, allowing for a fast install.

BUMPER ANCHOR PACK

- Four anchors and two bumper end caps included
- » 2205114



UNEXPANDED

EXPANDED

WINDSHIELDS
& REAR PANELS

ROOFS, DOORS
& HEATER

VEHICLE PROTECTION
& STORAGE

WINCHES, HEATER
& PLOWS

LIGHTING &
ELECTRICAL & TRACKS

ACCESSORIZE IT

> STORAGE



BED D-RINGS

» 2877460

TRAIL S '21-24, TRAIL '21-24

LOCK RIDE D-RINGS

» 2881544

TRAIL S '21-24, TRAIL '21-24



48 L COOLER BOX

- One-piece, rotomolded construction for extreme durability
- Lid locks securely in place with rubber latches to protect cargo
- Heavy-duty hinges and weatherproof seal block moisture and dust
- Keeps food and beverages cool for 48+ hours, depending on conditions
- UV-fade resistant
- Installs quickly and easily without tools
- Easy to carry with integrated grab handles

» 2881556

TRAIL S '21-24, TRAIL '21-24



65 L CARGO BOX

TOP SELLER

- Integrated rear cargo box, touting 65 L of storage
- Secure latching lid with taut rubber strap tie-downs
- Lightweight design integrates seamlessly into the rear cargo bed
- Includes all mounting hardware for complete installation

» 2881193

TRAIL S '21-24, TRAIL '21-24

SPARE TIRE CARRIER

- Mounts to rear ROPS to keep cargo bed free
- Compatible with Rear Bumper Extension (2884734-458)
- Quick installation

» 2884762

TRAIL S '21-24, TRAIL '21-24



MIRRORS
SEE P. 115

WINDSHIELDS
& REAR PANELS

ROOFS, DOORS
& HEATER

VEHICLE PROTECTION
& STORAGE

WINCHES, HEATER
& PLOWS

LIGHTING &
ELECTRICAL & TRACKS


ACCESSORIZE IT

> WINCHES




FEATURES	PRO PRO HEAVY DUTY SERIES	HD HEAVY DUTY SERIES	
RAPID ROPE RECOVERY	STANDARD	NOT AVAILABLE	
AUTO STOP TECHNOLOGY	STANDARD	OPTION	
WINCH LINE	SYNTHETIC ROPE	STEEL CABLE	
CONTROL	WIRELESS & WIRED STANDARD	WIRED STANDARD, WIRELESS OPTION	
MODEL	2,041 kg	1,588 kg	ADD REQUIRED CABLES
TRAIL S '21-24 TRAIL '21-24	2885126	2885127	WINCH COVER KIT REQUIRED 2884118 TRAIL S '21-24, TRAIL '21-24

REPLACEMENT PARTS



15 M SYNTHETIC ROPE
2,041 kg SERIES
» 2879187




15 M STEEL CABLE
1,588 kg SERIES
» 2878890

WIRELESS REMOTE

- Up to 15 m range with LED indicator
- Direct plug & play operation

» 2879316



AUTO STOP UPGRADE

- Billet aluminum
- Replaces stock fairlead

» 2881693
Synthetic Rope required

> HEATER



HEATER KIT

- Connects to Polaris PULSE Bus Bar to provide reliable, steady heat to your cab with fan speed and temperature control
 - Selectable vent positions include driver/passenger, defrost or a combination of both
 - Includes two defrost vents and two cabin vents
 - Compatible with subwoofer upgrade
- » 2884735
TRAIL S '21-24, TRAIL '21-24

> PLOWS

GLACIER[®] PRO HD PLOW SYSTEM

MAKE QUICK WORK OF SMALLER JOBS

Move snow with the tough and capable Glacier Pro HD Plow System and discover why a major snowfall can be the highlight of your week. With a robust frame, beefy poly and steel blade options, dismantling and amazing value, Glacier Pro HD is a great choice in the dead of winter.



43 cm
168 cm POLY BLADE
Best for corrosion resistance

43 cm
168 cm STEEL BLADE
Best for big jobs year after year

GLACIER PRO HD GIVES YOU

**168 CM
BLADES**

**CHOICE OF
POLY OR STEEL**

**MANUAL ANGLE
SYSTEM STANDARD**

BUILD A PLOW SYSTEM

	STEP 1 SELECT A MOUNT	STEP 2 SELECT A FRAME	STEP 3 SELECT A LIFT METHOD	STEP 4 SELECT A BLADE	STEP 5 SELECT ACCESSORIES
MODELS	MOUNT	FRAME	WINCH	BLADES	ACCESSORIES
Trail S '21-24 Trail '21-24	Glacier Pro Plow Mount 2884764	Glacier Pro HD Push Frame 2880260	Polaris Pro HD 2,041 kg Winch with Rapid Rope Recovery See P. 82 for details Polaris HD 1,588 kg Winch See P. 82 for details	Glacier Pro Plow Blade 168 cm Poly 2880269 Glacier Pro Plow Blade 168 cm Steel 2880268	168 cm Snow Deflector 2879866 168 cm HD Wear Bar 2879868 168 cm Wear Bar 2879867 Plow Marker 2872726 Skid Shoe 2208864 Shear Pin 2205527 Plow Extension 2880267

BUY A PLOW SYSTEM

GLACIER PRO HD PLOW SYSTEM

System Includes:

- Mount (2884764)
- Frame (2880260)
- 168 cm Poly Plow (2880269)
- Plow Markers (2872726)

» 3880017

TRAIL S '21-24, TRAIL '21-24
Requires winch

> LIGHTING & ELECTRICAL



RIGID SR-SERIES 81 CM COMBO LED LIGHT BAR

» LIGHT BAR
2884648

TRAIL S '21-24, TRAIL '21-24

» MOUNT (REQUIRED)
2884650

TRAIL S '21-24, TRAIL '21-24

» HARNESS (REQUIRED)
2884657

TRAIL S '21-24, TRAIL '21-24

ADDITIONAL LIGHTING OPTIONS
SEE P. 92



POLARIS PULSE UNDERHOOD BUS BAR - 6 POSITION

• If upgrading to have more than three accessories attaching to the underhood PULSE location, replace the 3 Position Bus Bar with the 6 Position Bus Bar

» 2884183

TRAIL S '21-24, TRAIL '21-24



PLUG & PLAY ELECTRICAL

POLARIS PULSE IS A REVOLUTIONARY

way to provide power to your vehicle, and makes adding electrical accessories a snap.

> TRACKS



PROSPECTOR PRO 2.0 TRACK SYSTEM

TRACKS

» 2889487

TRAIL S '21-24, TRAIL '21-24

COMPATIBLE WITH
PREMIUM/ULTIMATE ONLY

Plow Extension (2880267) required for using a plow with tracks
Only compatible with Glacier Pro HD System

MOUNTS

» 50" MODELS

2880648

TRAIL '21-24

» 60" MODELS

2880649

TRAIL S '21-24

1 INDUSTRY-FIRST FLEX-TRACK DESIGN

Front-mounted tracks with flexible sides and a slight inward curve allow for stable handling, a more comfortable ride and precise steering over long-distances or extended working hours.

2 HIGH-DENSITY TIRE WITH ADJUSTED SHAPE

With puncture-proof tires that reduce friction and wear, the Prospector Pro 2.0 Tracks deliver trouble-free performance.

Confidently take on bumps and obstacles with 8" high-density tracks.

3 LIGHTWEIGHT POWDER COAT STEEL FRAME

Proven geometry to improve durability and deliver capability in all conditions throughout the life of the tracks.

A lighter frame provides more flotation to stay on top of the snow and allows the tracks to easily shed the elements they encounter.

4 TANDEM STABILIZER

The bolt-on, tandem mid-roller wheel provides a smoother ride by absorbing shocks.

5 BEARING HOUSING

Outer seals and stainless steel sleeves allow stronger bearing durability and greater reliability.

6 WHEEL CAP & SEAL

A fitted wheel cap with bladder effect eliminates water absorption due to temperature variation. Ride in snow or mud without worrying about track maintenance.

COMBO

ALL-AROUND VERSATILITY FOR ANY RIDING TERRAIN, CONDITION OR WORK APPLICATION

- Beam: Combination of flood and spot optics
- Recommended Mounting: All points
- Ideal for all-around distance visibility



ALL

SPOT

BEST FOR TIGHT RIDING TERRAINS AND CONDITIONS REQUIRING LONG-DISTANCE VISIBILITY

- Beam: Concentrated long beam
- Recommended Mounting: High
- Ideal for high speeds so you can see and react to your environment



HIGH

FLOOD

BEST FOR WIDE-OPEN TERRAINS OR WORK APPLICATIONS REQUIRING BROAD LIGHT

- Beam: Wide, shorter
- Recommended Mounting Low & rear
- Ideal for medium speeds when peripheral vision is important



SLOW TO MEDIUM

DRIVING

GREAT FOR ALL RIDING STYLES, TERRAINS OR WORK APPLICATIONS

- Beam: Extra-wide, moderate center intensity
- Recommended Mounting: All points



SLOW TO MEDIUM

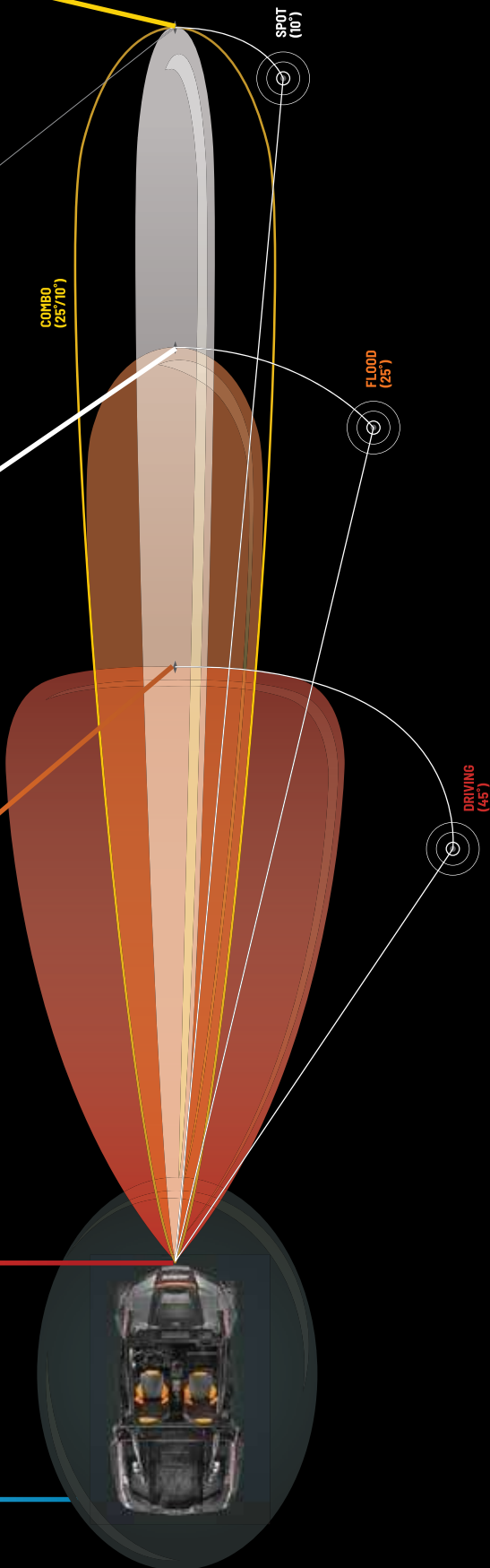
ACCENT

DIFFUSED COLORED LIGHT ADDED FOR STYLE & PERSONALIZATION

- Durable, dust and water resistant construction
- Ideal for showcasing your lifted vehicle or custom suspension



ALL



ADVANCED TECH

RIGID lights are driven by Aluminum PCB Smart Boards, 6063-T5 aircraft aluminum extruded housings and Tiger Drylac UV protection polyester powder-coating.

EXCLUSIVE OPTICS

RIGID invests heavily in optical science and has patented multiple optics and optics systems, maximizing light output and efficiency.

LIGHT BAR TYPES



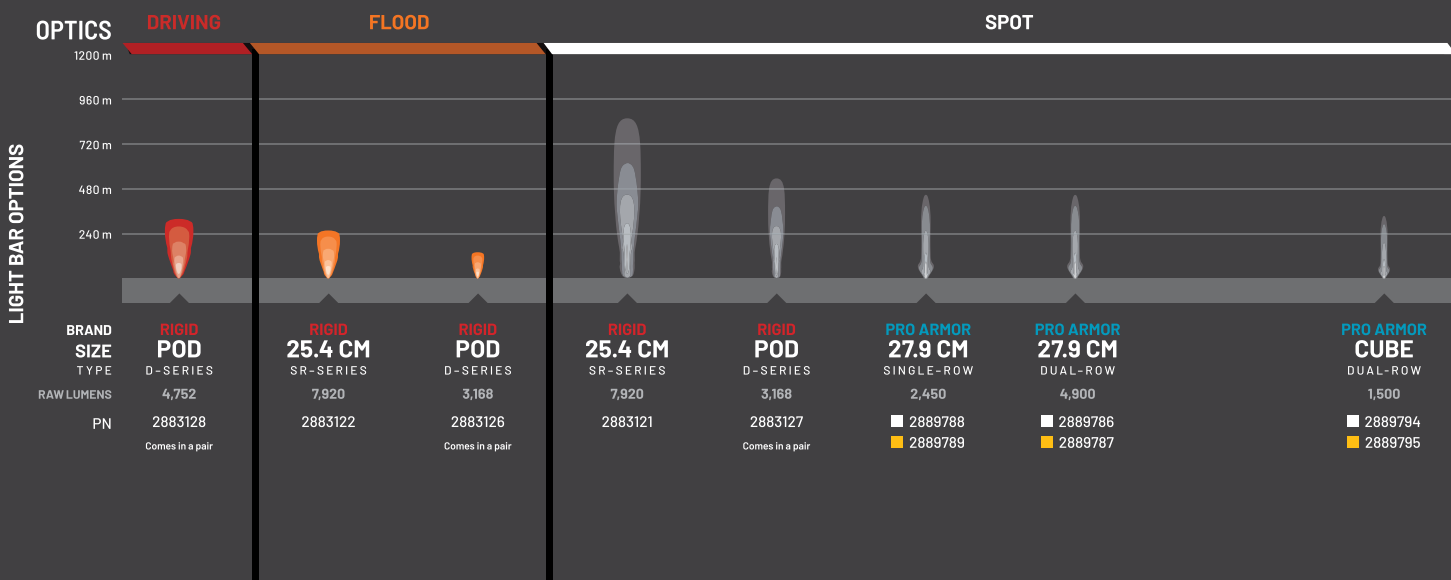
SR-SERIES PRO

Sleek, powerful, low-profile (under 5 cm tall). Lights extreme distances with low energy usage.
Available in 25.4 cm & 81.3 cm



D-SERIES PRO

Compact to fit almost anywhere with high output and low energy usage.
Available in Driving, Flood & Spot



ACCENT LIGHTS TOP SELLER

- Includes a pair of front fascia accent lights and a rear, center taillight (rear light with kit only)
- Durable dust and waterproof construction
- » **FRONT/REAR KIT • 2884053**
TURBO S/4 '19-21, XP TURBO/4 '19-21, XP 1000/4 '19-23
- » **FRONT • 2884871**
TRAIL S '21-24, TRAIL '21-24, TURBO S/4 '19-21, XP TURBO/4 '19-21, XP 1000/4 '19-23

MAX PERFORMANCE
Validated to work as hard as
your machine does

DOESN'T OVERTAX
Trust it to work when
you need it to

PRO ARMOR



**RUGGED
CONSTRUCTION**

Pro Armor lights are designed to be big and beefy with an aggressive style all their own, and housed in IP67 marine-grade rated UV polyester powder-coating.

**MASSIVELY
BRIGHT**

Pro Armor builds bright lights designed for any riding experience. All that power is directed through heat dissipating aluminum for streamlined heat management.



DUAL-ROW LED

The most spread and farthest illumination downrange. Easy to mount.
Available in 27.9 cm & 78.7 cm



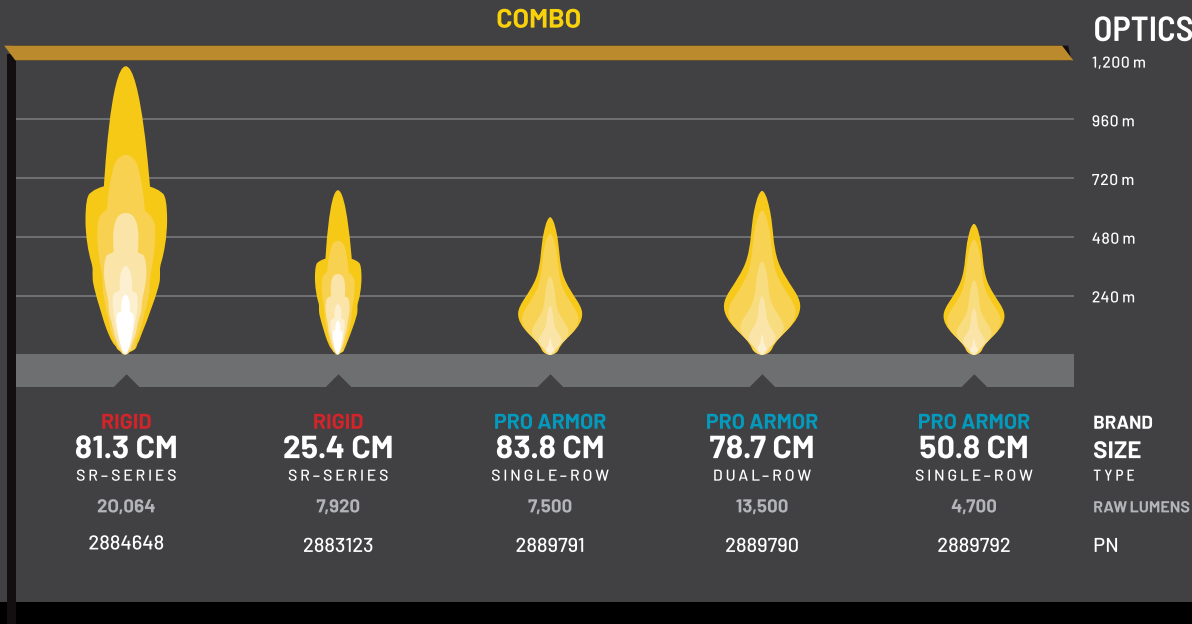
SINGLE-ROW LED

Powerful, compact, low-profile light bars with a sleek look.
Available in 27.9 cm, 50.8 cm & 83.8 cm



CUBE LED

Small size allows mounting in strategic locations for added lighting.
Available in Spot



ADD A HARNESS TO MOUNT YOUR LIGHTS

LIGHT BAR SET-UPS		
MODEL	1 LIGHT IN 1 LOCATION ON 1 SWITCH	2 LIGHTS IN 2 LOCATIONS ON 1 SWITCH
TRAIL S '21-24 TRAIL '21-24	LIGHT BAR HARNESS 2884657	LIGHT BAR HARNESS 2884657 ADAPTER HARNESS 2412616 LED Y-HARNESS 2879860
PRO R / 4 '22-24 PRO XP / 4 '20-24 TURBO R / 4 '22-24	LIGHT BAR HARNESS 2883949 ADAPTER HARNESS 2412616	LIGHT BAR HARNESS 2883949 ADAPTER HARNESS 2412616 LED Y-HARNESS 2879860
XP / 4 '24	NEW LIGHT BAR HARNESS 2889291	NEW LIGHT BAR HARNESS 2889291 ADAPTER HARNESS 2412616 LED Y-HARNESS 2879860

LIGHT BAR MOUNT

- Optional cast mount for added style
 - Compatible with all Pro Armor light bars
- » 2890053

ADDITIONAL LIGHT BAR OPTIONS
PRO R, TURBO R & PRO XP | SEE P. 32
XP | SEE P. 56



All RIGID and Pro Armor lights are Polaris PULSE ready.

COMMON ACCESSORIES

LIGHTING

WHEELS & TYRES

COCKPIT ACCESSORIES
& MIRRORS

WINCHES

ADDITIONAL
ACCESSORIES & YOUTH



PRO ARMOR®

TIRES TO TAKE ON ANY ENVIRONMENT

Developed and tested with Polaris engineers, ensuring the perfect fit and optimal performance mile after mile.



COMMON ACCESSORIES

LIGHTING

WHEELS & TYRES

COCKPIT ACCESSORIES
& MIRRORS

WINCHES

ADDITIONAL
ACCESSORIES & YOUTH



> WHEELS & TYRES

KNOW YOUR TIRES

DIMENSIONS			USAGE	TREAD DEPTH	TYRE WEIGHT	PLY RATING	SIDEWALL BELTS	LOAD RATING
32" x 9" R15 Part Number			FRONT/ REAR	30 mm	18 kg	10	3	499 kg
TYRE HEIGHT	TYRE WIDTH	WHEEL DIAMETER	Where can you use the tyre	Deeper treads have more grip in all conditions	A lighter tire makes for improved vehicle performance	Indicates tyre puncture-resistance	Increase your resistance to sidewall punctures	How much weight can the tyre handle

WAYS TO SHOP >>>

TYRES BY SIZE



PRO ARMOR

26"	27"	28"	29"	30"	32"	33"
ATTACK	MUD XC	ATTACK 2.0	DUAL-THREAT	ATTACK 2.0	ATTACK 2.0	CRAWLER XG
DUAL-THREAT	TREKKER	CRAWLER XG	HD-K	CRAWLER AT	CRAWLER AT	CRAWLER XR
TREKKER	WHITEOUT	CRAWLER XR	MUD XC	CRAWLER XG	CRAWLER XG	PRO RUNNER
			TREKKER	CRAWLER XP	CRAWLER XP	TREKKER
				CRAWLER XR	CRAWLER XR	
				MUD XC	DUAL-THREAT	
				PRO RUNNER	MUD XT	
				TREKKER	PRO RUNNER	
				SAND 12XT	TREKKER	
				SAND 16XT	SAND 16XT	
				WHITEOUT		

SUPERIOR PERFORMANCE & DURABILITY

LIFELONG PERFORMANCE

- Every tyre is designed and constructed with longevity in mind
- 3,000+ mile rated (4,828 kilometers)

PREMIUM PROTECTION

- Pro Armor makes tyres with extra protection exactly where it's needed most – the sidewall
- Triple-belted sidewalls keep your tyres more resistant so you can keep going

TOUGH TYRES

- Higher ply ratings mean added protection
- Pro Armor builds 8 or 10-ply rated tyres for higher puncture-resistance

KNOW YOUR TERRAIN



- Tread patterns optimized for extreme traction
- Ideal for both hard pack & loose trail



- Extra deep treads
- Self-cleaning lugs



- Provides traction & durability
- Performs in hard sand, jagged rocks or any extreme terrain



- Paddles provide traction and durability in soft sand
- Built to float on top of sand



- Flexible "grippy" tread
- Aggressive side bite



- Handles extreme cold
- Holds shape & provides traction

KNOW YOUR WHEELS

STEP 1: SELECT YOUR SERIES

4 = 40-SERIES 5 = 50-SERIES 6 = 60-SERIES

STEP 2: CHOOSE YOUR LOAD RATING

1 = <362.9 KG 2 = 363 - 589.7 KG 3 = 590 - 726+ KG

STEP 3: PICK YOUR STYLE

OFFSET / BEADLOCK / COLOR

INCREASE OFFSET FROM STOCK = NARROWER STANCE
DECREASE OFFSET FROM STOCK = WIDER STANCE

TYRES BY TERRAIN

TRAIL	ROCK	DESERT	MUD	SAND	SNOW
ATTACK	ATTACK 2.0	ATTACK	MUD XC	SAND 12XT	ATTACK
ATTACK 2.0	CRAWLER AT	ATTACK 2.0	MUD XT	SAND 16XT	ATTACK 2.0
CRAWLER AT	CRAWLER XG	CRAWLER AT			HD-K
CRAWLER XG	CRAWLER XP	CRAWLER XG			WHITEOUT
CRAWLER XP	CRAWLER XR	CRAWLER XP			
CRAWLER XR	DUAL-THREAT	CRAWLER XR			
DUAL-THREAT	PRO RUNNER	DUAL-THREAT			
HD-K		PRO RUNNER			
MUD XC					
PRO RUNNER					
TREKKER					

WHEELS BY SIZE

14"	15"	16"
40-SERIES (18 TYRE OPTIONS)	50-SERIES (28 TYRE OPTIONS)	60-SERIES (1 TYRE OPTION)
4201	5101	6301 BEADLOCK
4202	5201	
4203 BEADLOCK	5202	
4204	5203 BEADLOCK	
4205	5204	
4206	5205	
4301 BEADLOCK	5206	
4302 BEADLOCK	5207	
4303	5208	
HD DUAL BEADLOCK	5301 BEADLOCK	
	5302 BEADLOCK	
	5303	
	5304 BEADLOCK	
	5305 BEADLOCK	
	5306	
	5307	
	5307 BEADLOCK	

> TYRES



FRONT/REAR

PRO ARMOR ATTACK 2.0

- Engineered for excellent hard-pack performance
- Dual-compound technology and radial construction offer performance in all terrains
- Tight thread pattern for quieter ride

		TREAD DEPTH	TYRE WEIGHT	PLY RATING	SIDEWALL BELTS	LOAD RATING
15"	28" x 10" R15 5416344	25mm	15 kg	10	3	499 kg
15"	30" x 10" R15 5416345		17 kg			560 kg
15"	32" x 10" R15 5418252		20 kg			630 kg



WHEEL SIZE

15"

ATTACK 2.0

TIGHTER TREAD PATTERN =
Better traction in hard-pack

DUAL-DUROMETER LUG =
Increased grip & traction in rough terrain, smoother ride in all terrain

10-PLY RATED =
Increased durability

LARGER 28" - 32" SIZES =
More ground clearance & trail traction



FRONT/REAR

PRO ARMOR ATTACK

- The best all-purpose tyre for all-season traction in any terrain
- Unique, full-face tread design
- Harder durometer lugs promote extended wear, increasing tyre life
- Wider spaced lugs provide more grip in softer terrain

		TREAD DEPTH	TYRE WEIGHT	PLY RATING	SIDEWALL BELTS	LOAD RATING
14"	26" x 9" R14 5415613	23mm	13 kg	8	3	413 kg
14"	26" x 11" R14 5415614		15 kg			599 kg



WHEEL SIZE

14"



FRONT/REAR

PRO ARMOR DUAL-THREAT

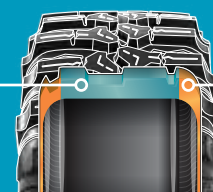
- Dual-compound technology and radial construction offer performance in all terrains
- Softer durometer rubber on outer edge for overall superior grip and feel
- Harder durometer rubber in the middle for increased traction during acceleration and longer tread life

			TREAD DEPTH	TYRE WEIGHT	PLY RATING	SIDEWALL BELTS	LOAD RATING
14"	26" x 9" R14 5416340	FRONT	16mm	12 kg	10	3	413 kg
14"	26" x 11" R14 5416341	REAR		14 kg			504 kg
14"	29" x 9" R14 5416342	FRONT		14 kg			504 kg
14"	29" x 11" R14 5416343	REAR		16 kg			599 kg
15"	32" x 10" R15 5416753	FRONT/ REAR		17 kg			902 kg



DUAL-COMPOUND = MORE GRIP + LONGER LIFE

Firmer
Durometer
Rubber =
Longer Life



Softer
Durometer
Rubber =
More Grip



FRONT/REAR

PRO ARMOR PRO RUNNER

- Designed to be lightweight, high-performance and quicker in corners/flats
- Triple-belted sidewalls offer extra protection where it's needed the most
- Lug separation provides a great grip and an easy clean in mud and sand

			TREAD DEPTH	TYRE WEIGHT	PLY RATING	SIDEWALL BELTS	LOAD RATING
15"	30" x 9" R15 5417531	FRONT/ REAR	14mm	13 kg	8	3	531 kg
15"	32" x 9.5" R15 5417532			16 kg			630 kg
15"	33" x 9.5" R15 5417533			17 kg			671 kg



> TYRES



FRONT/REAR

PRO ARMOR CRAWLER XR

- Premium grip for all terrains, from the trail to the rocks
- Square block profile for even surface contact
- A tougher durometer than the XG to take on the toughest a trail has to offer

			TREAD DEPTH	TYRE WEIGHT	PLY RATING	SIDEWALL BELTS	LOAD RATING
14"	28" x 10" R14 5415536	FRONT/ REAR	16mm	15 kg	8	3	517 kg
15"	30" x 10" R15 5418254			16.8 kg			581 kg
15"	32" x 10" R15 5416114			18 kg			630 kg
15"	33" x 10" R15 5417174			18 kg			630 kg



FRONT/REAR

PRO ARMOR CRAWLER AT

- Directional tread for optimal performance
- Greater lug separation for easy mud clean out
- 8-ply, triple-belted ballistic sidewalls resist punctures

			TREAD DEPTH	TYRE WEIGHT	PLY RATING	SIDEWALL BELTS	LOAD RATING
15"	30" x 10" R15 5417534	FRONT/ REAR	18mm	16 kg	8	3	580 kg
15"	32" x 10" R15 5417535			18 kg			630 kg



WHAT CRAWLER ARE YOU?



XR

SINGLE DUROMETER

- Smaller lug height and single durometer gives this high-speed tyre added rigidity and lateral stability when cornering
- Unique lug design excels in hard-pack, fast terrain



AT

DIRECTIONAL LUG PATTERN

- The same taller lug height as Crawler XG, providing more grip and better traction
- Wider lug spacing for excellent mud clean-out



FRONT/REAR

PRO ARMOR CRAWLER XG

- Built to crawl over all obstacles, both large and small
- A soft, sticky compound makes this tyre ideal for both rock crawling and desert running
- 8-ply, triple-belted ballistic sidewalls resist punctures

			TREAD DEPTH	TYRE WEIGHT	PLY RATING	SIDEWALL BELTS	LOAD RATING
14"	30" x 10" R14 5415616	FRONT/ REAR	20mm	17 kg	8	3	581 kg
14"	32" x 10" R14 5416113			19 kg			644 kg
15"	28" x 10" R15 5416346			15 kg			499 kg
15"	30" x 10" R15 5416397			18 kg			581 kg
15"	32" x 10" R15 5416699			19 kg			630 kg
15"	33" x 10" R15 5418255			20 kg			690 kg
16"	32" x 10.5" R16 5416401			20 kg			644 kg



WHEEL SIZE



FRONT/REAR

NEW PRO ARMOR CRAWLER XP

- Ideal for overlanding, rock crawling and desert running with a soft, sticky compound
- Built to maneuver over large and small obstacles
- 8-ply, triple-belted ballistic sidewalls with anti-puncture strength

			TREAD DEPTH	TYRE WEIGHT	PLY RATING	SIDEWALL BELTS	LOAD RATING
15"	30" x 10" R15 5418329	FRONT/ REAR	20mm	17 kg	8	3	580 kg
15"	32" x 10" R15 5418110			19 kg			630 kg



WHEEL SIZE



XG

DUAL-DUROMETER

- Taller lug height and dual-durometer construction
- Perfect balance between high-speed performance, durability and flex in order to grip slick rock



XP

DUAL-DUROMETER

- Channeled outer lugs for superior handling in soft dirt and clay
- Extended side lugs for greater traction on rocks and in sand

> TYRES

WHAT PADDLE ARE YOU?



12 PADDLE

- 30" (Non-turbo RZR models)
- Fewer paddles for non-turbo/ lower HP applications
- Perfect grip balance to maintain wheel speed



16 PADDLE

- 30" (Turbo RZR models)
- 32" (Turbo S and Velocity)
- Plenty of aggressive paddles for high HP vehicles
- Superior grip for wide-open sand riding



FRONT

REAR

PRO ARMOR SAND 12XT

- Unique 3-tier concave design on front tyres
- Wider rear tyres for more traction, plus better grip and flotation on the sand
- 12 paddles for optimized performance on non-turbo models
- 28mm paddle depth specifically designed for increased traction, while limiting sand throw

			TREAD DEPTH	TYRE WEIGHT	PLY RATING	SIDEWALL BELTS	LOAD RATING
14"	30" x 11" R14 5415251	FRONT	12.8mm	10 kg	8	2	388 kg
14"	30" x 13" R14 5416949	REAR	28mm	11 kg	4		476 kg



WHEEL SIZE

14"



FRONT

REAR

PRO ARMOR SAND 16XT

- Unique 3-tier concave design on front tyres
- Wider rear tyres with additional paddles for more traction, better grip and flotation on the sand
- 16 paddles for optimized performance and traction on turbo models
- 28mm paddle depth specifically designed for increased traction, while limiting sand throw

			TREAD DEPTH	TYRE WEIGHT	PLY RATING	SIDEWALL BELTS	LOAD RATING
15"	30" x 11" R15 5416951	FRONT	13mm	10 kg	4	2	388 kg
15"	30" x 14" R15 5416953	REAR	28mm	15 kg			420 kg
15"	32" x 12" R15 5416952	FRONT	13mm	12 kg			463 kg
15"	32" x 15" R15 5416950	REAR	28mm	16 kg			581 kg



WHEEL SIZE

15"



FRONT/REAR

NEW PRO ARMOR TREKKER

- Specialized tread design provides a quiet ride
- Graduated lug depth maximizes the contact patch for ultimate predictability
- 8-ply, triple belted nylon construction

			TREAD DEPTH	TYRE WEIGHT	PLY RATING	SIDEWALL BELTS	LOAD RATING
12	26" x 10" R12 5418673	FRONT/ REAR	11-17mm graduated	13 kg	8	3	463 kg
14	27" x 10" R14 5418674			13 kg			490 kg
14	29" x 10" R14 5418675			15 kg			547 kg
15	30" x 10" R15 5418676			15 kg			560 kg
15	32" x 10" R15 5418677			17 kg			631 kg
15	33" x 10" R15 5418678			18 kg			690 kg



> TYRES



FRONT/REAR

PRO ARMOR MUD XC

- Designed as the perfect mud-trail crossover for a smooth ride on the trail and aggressive traction in the mud
- Dual-compound technology with harder durometer lugs promote extended wear, increasing tyre life
- 10-ply construction means added protection in the toughest terrain

			TREAD DEPTH	TYRE WEIGHT	PLY RATING	SIDEWALL BELTS	LOAD RATING
14"	27" x 9" R14 5416947	FRONT	30mm	14 kg	10	3	531 kg
14"	27" x 11" R14 5416948	REAR		14.5 kg			599 kg
14"	29" x 10" R14 5416946	FRONT/ REAR		18 kg			41 kg
15"	30" x 10" R15 5418253			18 kg			581 kg



WHEEL SIZE

14"

15"



FRONT/REAR

PRO ARMOR MUD XT

- Aggressive traction in the mud
- Dual-compound technology with harder durometer lugs to promote extended wear and increase tyre life
- 10-ply construction for added protection in the toughest terrain

			TREAD DEPTH	TYRE WEIGHT	PLY RATING	SIDEWALL BELTS	LOAD RATING
15"	32" x 9" R15 5417530	FRONT/ REAR	30mm	18 kg	10	3	599 kg



WHEEL SIZE

15"


TYRES FOR
ALL TERRAINS



FRONT/REAR

PRO ARMOR HD-K

- Designed to provide a smooth ride and aggressive traction in all riding terrains
- Triple-belted sidewall provides extreme protection and extends the tyre life
- Quad belt tread core offers superior protection and longer tread life

			TREAD DEPTH	TYRE WEIGHT	PLY RATING	SIDEWALL BELTS	LOAD RATING
	29" x 10" R14 5417507	FRONT/ REAR	31.75mm	18 kg	10	3/1 Aramid	599 kg



WHEEL SIZE

14"



FRONT/REAR

PRO ARMOR WHITEOUT

- Extra wide tyres for flotation in snow
- Cross-hatched tread pattern designed for superior snow traction with limited digging
- 2-ply sidewall designed to balloon for maximum use of its 15" wide contact patch
- Stud compatible

		TREAD DEPTH	TYRE WEIGHT	PLY RATING	SIDEWALL BELTS	LOAD RATING
14"	27" x 14" R14 5416032	FRONT	16mm	11 kg	8	424 kg
15"	30" x 15" R15 5416395	FRONT/ REAR	17mm	21 kg	2	531 kg



WHEEL SIZE

14"

15"



MORE SURFACE AREA FOR BETTER FLOTATION ON SNOW

Snow-specific tyre for trails and deep powder. Features an extra wide, bias-ply construction that can run at low pressures for maximum flexibility. High-flotation performance maintains critical vehicle ground clearance in the snow.

> WHEELS



16" **60-SERIES**

15" **50-SERIES**

A 6301 BEADLOCK

WEIGHT: 6.1 kg	LOAD RATING: 726 kg	OFFSET: +38
ACCENT:	FRONT/REAR	16" x 7"
MATTE BLACK:	FRONT/REAR	16" x 7"
		1523286
		1523285

REPLACEMENT CAPS

POLARIS CAPS

HD	ALL 4-LUG WHEELS	5457498-458
MATTE BLACK		

PRO ARMOR CAPS

LUSTER	ALL 4-LUG WHEELS EXCEPT 5203 BEADLOCK, 5204, 5305 BEADLOCK	5453209-410
MATTE BLACK		5453209-458
LUSTER	5203 BEADLOCK	1523015-410
MATTE BLACK		1523015-458
MATTE BLACK	5204	1523063-458
MATTE BLACK	5206, 5207/5303 & 5302 BEADLOCK	5457756-458
MATTE BLACK	5305 BEADLOCK	1525502-458

LUG NUTS

LUG NUTS REQUIRED

12mm x 1.5 SPLINED LUG NUTS

16 LUG NUTS WITH WRENCH	PRO XP/4 '21-24, XP/4 '24, TRAIL/S '21-24, TURBO S '18-21, TURBO S '4 '20-21, XP TURBO/4 '19-21, XP 1000/4 '14-23, S 900 '15-20, S 4 1000 '19-20, S 1000 '16-20, 900 '14-20	2879332
4 LUG NUTS WITHOUT WRENCH		2879331
SPLINED LUG WRENCH		2204966

BEADLOCK RINGS

BEADLOCK REQUIRED

15" BEADLOCK RINGS

5203 BEADLOCK (Includes Bolts)	MACHINED:	1522240-266
5301 BEADLOCK REPLACEMENT	MATTE BLACK:	1523147-458

14" BEADLOCK RINGS

4203 BEADLOCK & HD DUAL BEADLOCK (Includes Bolts)	MACHINED:	1522244-266
4301 BEADLOCK REPLACEMENT & HD DUAL BEADLOCK	MATTE BLACK:	1523146-458

A 5101

WEIGHT: 6.6 kg	LOAD RATING: 363 kg	OFFSET: -5
MATTE BLACK:	FRONT/REAR	15" x 10"
		1523149-458

B 5201

WEIGHT: 7.8 kg	LOAD RATING: 590 kg	OFFSET: +4
ACCENT:	FRONT/REAR	15" x 7"
MATTE BLACK:	FRONT/REAR	15" x 7"
		1523184-266
		1523184-458

C 5202

WEIGHT: 8.1 kg	LOAD RATING: 590 kg	OFFSET: +4
ACCENT:	FRONT/REAR	15" x 7"
MATTE BLACK:	FRONT/REAR	15" x 7"
		1523102-266
		1523102-458

D 5203 BEADLOCK

WEIGHT: 7.3 kg	LOAD RATING: 590 kg	OFFSET: +38
MATTE BLACK:	FRONT/REAR	15" x 7"
		1522435-458

E 5204

WEIGHT: 6.1 kg	LOAD RATING: 590 kg	OFFSET: +55
MATTE BLACK:	FRONT/REAR	15" x 7"
		1522550-458

F 5205

FRONT	WEIGHT: 6.8 kg	LOAD RATING: 408.2 kg	OFFSET: -4
REAR	WEIGHT: 9.1 kg	LOAD RATING: 408.2 kg	OFFSET: -38
MATTE BLACK:	FRONT	15" x 8"	1523727-458
	REAR	15" x 10"	1523728-458

G 5206

WEIGHT: 6.1 kg	LOAD RATING: 590 kg	OFFSET: +55
MATTE BLACK:	FRONT/REAR	15" x 7"
		1524041
ONLY COMPATIBLE WITH PRO R/4 & TURBO R/4		

H 5207/5303

FRONT	WEIGHT: 6.1 kg	LOAD RATING: 590 kg	OFFSET: -4
REAR	WEIGHT: 6.1 kg	LOAD RATING: 590 kg	OFFSET: -38
MATTE BLACK:	FRONT	15" x 8"	1524043
	REAR	15" x 10"	1524042
ONLY COMPATIBLE WITH PRO R/4 & TURBO R/4			

I 5208

WEIGHT: 5.8 kg	LOAD RATING: 544 kg	OFFSET: +55
MATTE BLACK:	FRONT/REAR	15" x 7"
		1525454

J 5301 BEADLOCK

WEIGHT: 7.7 kg	LOAD RATING: 726 kg	OFFSET: +38
ACCENT:	FRONT/REAR	15" x 7"
MATTE BLACK:	FRONT/REAR	15" x 7"
		1523282
		1523266

K 5302 BEADLOCK

WEIGHT: 6.1 kg	LOAD RATING: 590 kg	OFFSET: +55
MATTE BLACK:	FRONT/REAR	15" x 7"
		1524038
ONLY COMPATIBLE WITH PRO R/4 & TURBO R/4		

L 5304 BEADLOCK

WEIGHT: 7.3 kg	LOAD RATING: 726 kg	OFFSET: +62
MATTE BLACK:	FRONT/REAR	15" x 7"
		1525420
ONLY COMPATIBLE WITH PRO R/4 & TURBO R/4		

M 5305 BEADLOCK

WEIGHT: 8.4 kg	LOAD RATING: 748 kg	OFFSET: +38
MATTE BLACK:	FRONT/REAR	15" x 7"
		1525455

N 5306

WEIGHT: 6.8 kg	LOAD RATING: 789 kg	OFFSET: +62
MATTE BLACK:	FRONT/REAR	15" x 7"
		1525684
ONLY COMPATIBLE WITH PRO R/4 & TURBO R/4		



O 5307

WEIGHT: 7.3 kg	LOAD RATING: 789 kg	OFFSET: +62
MATTE BLACK:	FRONT/REAR	15" x 7"
		1525686
ONLY COMPATIBLE WITH PRO R/4 & TURBO R/4		

P 5307 BEADLOCK

WEIGHT: 8.2 kg	LOAD RATING: 789 kg	OFFSET: +62
MATTE BLACK:	FRONT/REAR	15" x 7"
		1525688
ONLY COMPATIBLE WITH PRO R/4 & TURBO R/4		

Wheels with 5 Lug Nuts.
Only compatible with Pro R/4 & Turbo R/4.



BEADLOCK INCLUDED

BEADLOCK INCLUDED

BEADLOCK REQUIRED

BEADLOCK INCLUDED

INNER & OUTER
BEADLOCK INCLUDED

14" 40-SERIES

A 4201

FRONT	WEIGHT: 5.9 kg	LOAD RATING: 408.2 kg	OFFSET: +9
REAR	WEIGHT: 6.4 kg	LOAD RATING: 590 kg	OFFSET: +9

ACCENT:	FRONT	14" x 7"	1522956-266
	REAR	14" x 8"	1522957-266
MATTE BLACK:	FRONT	14" x 7"	1522956-458
	REAR	14" x 8"	1522957-458

NOT COMPATIBLE WITH XP 1000/4 '18-24, XP TURBO/4 '18-19

B 4202

FRONT	WEIGHT: 5.8 kg	LOAD RATING: 408.2 kg	OFFSET: +4
REAR	WEIGHT: 6.1 kg	LOAD RATING: 590 kg	OFFSET: -9

ACCENT:	FRONT	14" x 7"	1522544-266
	REAR	14" x 8"	1522545-266
MATTE BLACK:	FRONT	14" x 7"	1522544-458
	REAR	14" x 8"	1522545-458

NOT COMPATIBLE WITH XP 1000/4 '18-24, XP TURBO/4 '18-19

C 4203 BEADLOCK

FRONT	WEIGHT: 5.9 kg	LOAD RATING: 408.2 kg	OFFSET: +4
REAR	WEIGHT: 6.6 kg	LOAD RATING: 590 kg	OFFSET: -9

MATTE BLACK:	FRONT	14" x 7"	1522238-458
	REAR	14" x 8"	1522239-458

D 4204

FRONT	WEIGHT: 5.9 kg	LOAD RATING: 408.2 kg	OFFSET: +4
REAR	WEIGHT: 6.4 kg	LOAD RATING: 590 kg	OFFSET: -9

ACCENT:	FRONT	14" x 7"	1522546-266
	REAR	14" x 8"	1522547-266
MATTE BLACK:	FRONT	14" x 7"	1522546-458
	REAR	14" x 8"	1522547-458

E 4205

FRONT	WEIGHT: 4.8 kg	LOAD RATING: 408.3 kg	OFFSET: +4
REAR	WEIGHT: 5.7 kg	LOAD RATING: 590 kg	OFFSET: -9

MATTE BLACK:	FRONT	14" x 7"	1521507-521
	REAR	14" x 8"	1521508-521
LUSTER:	FRONT	14" x 7"	1521507-410
	REAR	14" x 8"	1521508-410

F 4206

FRONT	WEIGHT: 4.3 kg	LOAD RATING: 408.2 kg	OFFSET: +4
REAR	WEIGHT: 4.9 kg	LOAD RATING:	OFFSET: -9

MATTE BLACK:	FRONT	14" x 6"	1522542-458
	REAR	14" x 8"	1522543-458

G 4301 BEADLOCK

WEIGHT: 7.3 kg	LOAD RATING: 726 kg	OFFSET: +38
----------------	---------------------	-------------

ACCENT:	FRONT/REAR	14" x 7"	1523284
MATTE BLACK:	FRONT/REAR	14" x 7"	1523283

NOT COMPATIBLE WITH XP 1000/4 '18-24, XP TURBO/4 '18-19

H 4302 BEADLOCK

WEIGHT: 18.1 kg	LOAD RATING: 725.7 kg	OFFSET: +58
-----------------	-----------------------	-------------

MATTE BLACK:	FRONT/REAR	14" x 7"	5418036
--------------	------------	----------	---------

I 4303

WEIGHT: 18.1 kg	LOAD RATING: 725.7 kg	OFFSET: +58
-----------------	-----------------------	-------------

MATTE BLACK:	FRONT/REAR	14" x 7"	5418037
--------------	------------	----------	---------

J HD DUAL BEADLOCK

WEIGHT: 18.1 kg	LOAD RATING: 725.7 kg	OFFSET: +28
-----------------	-----------------------	-------------

MATTE BLACK:	FRONT/REAR	14" x 7"	1524022-458
--------------	------------	----------	-------------

KNOW YOUR WHEELS

STEP 1: SELECT SERIES

4 = 40-SERIES 5 = 50-SERIES 6 = 60-SERIES

STEP 2: CHOOSE LOAD RATING

1 = <362.9 KG 2 = 363 - 589.7 KG 3 = 590 - 726+ KG

STEP 3: PICK STYLE

OFFSET / BEADLOCK / COLOR

INCREASE OFFSET FROM STOCK = NARROWER STANCE

DECREASE OFFSET FROM STOCK = WIDER STANCE



KNOW YOUR TERRAIN



- Tread patterns optimized for extreme traction
- Ideal for both hard-pack and loose trail



- Flexible "grippy" tread
- Aggressive side bite



- Provides traction and durability
- Built to perform in hard sand, jagged rocks or any other extreme terrain

> WHEEL & TYRE SETS

2 WAYS TO PURCHASE

INDIVIDUAL WHEELS & TYRES

- OR -

COMPLETE SETS AS LISTED

Exclusively at Polaris Authorized Dealers



40-SERIES

BACKCOUNTRY/TRAIL

		ATTACK 26"	26" DUAL-THREAT	29"	27" TREKKER	29"
4201 Accent	⊗	2882390	2883138	2883146		
4201 Matte Black	⊗	2882391	2883139	2883147		
4202 Accent	⊗	2881335	2883140	2883148	2890907	2890906
4202 Matte Black	⊗	2881336	2883141	2883149	2890905	2890904
4203 BEADLOCK Matte Black BEADLOCKS SOLD SEPARATELY	⊗	2881381				
4204 Accent	⊗	2881347	2883142	2883150		
4204 Matte Black	⊗	2881348	2883143	2883151		
4205 Luster	⊗	2881359				
4205 Matte Black	⊗	2881360	2883144	2883152		
4206 Matte Black	⊗	2881404	2883145	2883153		
4301 BEADLOCK Accent BEADLOCKS PRE-MOUNTED			2883217	2883219		
4301 BEADLOCK Matte Black BEADLOCKS PRE-MOUNTED			2883216	2883218		
4302 BEADLOCK Matte Black BEADLOCKS PRE-MOUNTED		2889549	2889550	2889551	2890909	2890908
4303 Matte Black		2889541	2889542	2889543	2890911	2890910



50-SERIES

BACKCOUNTRY/TRAIL

	28"	ATTACK 2.0 30"	32"	DUAL-THREAT 32"	30"	33"	33"	MUD MUD XC 30"	MUD XT 32"	DESERT/ROCK CRAWLER AT 30"	32"
5201 Accent	2883160	2883169	2890201	2883694				2890209		2889510	2889518
5201 Matte Black	2883159	2883168	2890202	2883693				2890210		2889511	2889519
5202 Accent	2883158	2883167	2890203	2883696				2890211	2885052	2889512	2889520
5202 Matte Black	2883157	2883166	2890204	2883695	2890916			2890212	2885053	2889513	2889521
5203 BEADLOCK Matte Black BEADLOCKS SOLD SEPARATELY	⊗	2883154	2883163	2890205	2883699			2890213	2885056	2889516	2889524
5204 Matte Black	⊗	2883155	2883164	2890206	2883700			2890214	2885058	2889517	2889525
5206 Matte Black	⊗			2885015		2890925	2890930	2890842	2885019		
5208 Matte Black	⊗		2890179	2890180	2890181	2890915		2890182		2890174	2890175
5301 BEADLOCK Accent BEADLOCKS PRE-MOUNTED		2883162	2883171	2890207	2883698	2890914		2890215	2885054	2889514	2889522
5301 BEADLOCK Matte Black BEADLOCKS PRE-MOUNTED		2883161	2883170	2890208	2883697	2890913		2890216	2885055	2889515	2889523
5302 BEADLOCK Matte Black	⊗			2885009		2890926	2890931	2890841	2885013		
5304 BEADLOCK Matte Black BEADLOCKS PRE-MOUNTED	⊗		2890675					2890674			2890000
5305 BEADLOCK Matte Black	⊗				2890912						
5306 Matte Black	⊗		2890933	2890934		2890922	2890927				2890942
5307 Matte Black	⊗		2890952	2890953		2890923	2890928				2890961
5307 BEADLOCK Matte Black	⊗		2890971	2890972		2890924	2890929				2890980



60-SERIES

ROCK/RACE

CRAWLER XG
32"

6301 BEADLOCK Accent BEADLOCKS PRE-MOUNTED	2883703
6301 BEADLOCK Matte Black BEADLOCKS PRE-MOUNTED	2883702



PREMIUM TYRE SEALANT

- » 946 ML • 2830484
- » 3.8 L • 2830485
- » 19 L • 2830486
- » 19 L PUMP • 2830487

SEE P. 136 FOR MORE INFORMATION



- Extra deep treads
- Self-cleaning lugs



- Paddles provide traction and durability in soft sand
- Built to float on top of sand



- Triple-belted sidewalls to resist puncture
- Purpose-built, long lasting tread patterns



- Handles extreme cold
- Holds shape and provides traction

MUD

MUD XC

27"

29"

DESERT/ROCK

CRAWLER XG

30"

32"

CRAWLER XR
28"

SAND

SAND 12XT
30"

	2884272	2884265		2882396	2882452	2882394	
	2884273	2884266		2882397	2882451	2882395	
	2884267	2884260		2881560	2882448	2881343	
	2884268	2884261		2881561	2882447	2881344	
					2881382	2881386	
	2884270	2884263		2881558	2882450	2881355	
	2884271	2884264		2881559	2882449	2881356	2884034
				2881564		2881371	
	2884269	2884262		2881563	2882453	2881372	
				2883211	2883215	2883213	
				2883210	2883214	2883212	
	2889552	2889553		2889555	2889556	2889554	
	2889544	2889545		2889547	2889548	2889546	

CRAWLER XG				CRAWLER XP		CRAWLER XR			PRO RUNNER		
28"	30"	32"	33"	30"	32"	30"	32"	33"	30"	32"	33"
2883188	2883179	2889986	2890191	2889950	2889958	2890183	2883194	2884744			
2883187	2883178	2889987	2890192	2889951	2889959	2890184	2883193	2884736			
2883186	2883177	2889988	2890193	2889952	2889960	2890185	2883192	2884737	2885024	2885031	2885038
2883185	2883176	2889989	2890194	2889953	2889961	2890186	2883191	2884738	2885025	2885032	2885039
2883182	2883173	2889992	2890195	2889956	2889964	2890187	2882444	2884741	2885028	2885035	2885042
2883183	2883174	2889993	2890196	2889957	2889965	2890188	2882445	2884743	2885030	2885037	2885044
		2890026	2890199		2889949	2890847	2885016	2885014	2890845	2885017	2885018
	2890166	2890167	2890168	2890169	2890170	2890171	2890172	2890173	2890176	2890177	2890178
2883190	2883181	2889991	2890197	2889954	2889962	2890189	2883196	2884739	2885026	2885033	2885040
2883189	2883180	2889990	2890198	2889955	2889963	2890190	2883195	2884740	2885027	2885034	2885041
		2890025	2890200		2889948	2890846	2885010	2885008	2890844	2885011	2885012
		2890027		2890672	2889997	2890673	2889998		2890843		
				2890152	2890153						
		2890939	2890940		2890947		2890944	2890945		2890936	2890937
		2890958	2890959		2890966		2890963	2890964		2890955	2890956
		2890977	2890978		2890985		2890982	2890983		2890974	2890975



SAND

SAND 16XT
30" 32"

5205 Matte Black	2884035	2884036
5207/5303 Matte Black		2885020



SNOW

WHITEOUT
30"

5101 Matte Black	2883172
---------------------	---------

⚙️ Lug Nuts required.
See previous page for Caps,
Beadlock Rings and Lug Nuts.

⚙️ Wheels with 5 Lug Nuts.
Only compatible with
Pro R/4 & Turbo R/4.

VALVES



**COLBY SHORT ULTIMATE
VALVE (2 PACK)**
» 2883292



**COLBY EMERGENCY
VALVE (2 PACK)**
» 2883293



**COLBY COMBO
VALVE KIT (16 PACK)**
• Includes 8 ultimate and 8 emergency valves
» 2883294

PRO XP '21-24, XP/4 '24, TURBO S '18-21, XP TURBO/4 '19-21, TURBO S 4 '20-21, XP 1000/4 '14-23, S 900 '15-20, S 4 1000 '19-20, S 1000 '16-20, 900 '14-20

> COCKPIT ACCESSORIES

HARNESSES



CLICK6 HARNESS TOP SELLER

- Racing-quality, premium construction for increased security
- Six straps hold a driver securely in place in all riding conditions
- One-click, quick-release buckle releases straps, allowing easy egress
- Fully adjustable to fit riders of all sizes
- Easy to buckle and adjust, even while wearing helmet and gloves





2-SEAT

»    2890046
XP '24

»    2890267
PRO R '22-24, TURBO R '22-24,
PRO XP '20-24





4-SEAT FRONT

»     2890048
XP 4 '24

»     2890268
PRO R 4 '22-24, TURBO R 4 '22-24,
PRO XP 4 '20-24

4-SEAT REAR

»     2890049
XP 4 '24

»     2890269
PRO R 4 '22-24, TURBO R 4 '22-24,
PRO XP 4 '20-24

DRIVER SIDE

» 2890263
TRAIL S '21-24, TRAIL '21-24,
TURBO S '18-21, XP TURBO '19-21,
TURBO S 4 '20-21, XP 1000 '14-23,
S 900 '15-20, S 1000 '16-20,
900 '14-20

DOES NOT FIT 4-SEAT MODELS
(EXCEPT FOR TURBO S 4) OR
HIGHLIFTER MODEL

PASSENGER SIDE

» 2890264
TRAIL S '21-24, TRAIL '21-24,
TURBO S '18-21, XP TURBO '19-21,
TURBO S 4 '20-21, XP 1000 '14-23,
S 900 '15-20, S 1000 '16-20,
900 '14-20

DOES NOT FIT 4-SEAT MODELS
(EXCEPT FOR TURBO S 4) OR
HIGHLIFTER MODEL

RZR SUB ZERO 4-PT HARNESS TOP SELLER

DRIVER SIDE

» 2890265

TRAIL S '21-24, TRAIL '21-24, TURBO S '18-21,
XP TURBO/4 '15-21, XP 1000/4 '14-23,
TURBO S 4 '19-21, S 900 '15-20,
S 4 1000 '19-20, S 1000 '16-20, 900 '14-20,
PRO XP/4 '20-24

PASSENGER SIDE







» 2890266

TRAIL S '21-24, TRAIL '21-24, TURBO S '18-21,
XP TURBO/4 '15-21, XP 1000/4 '14-23,
TURBO S 4 '19-21, S 900 '15-20,
S 4 1000 '19-20, S 1000 '16-20, 900 '14-20,
PRO XP/4 '20-24

2-SEAT

»    2890047
XP '24

4-SEAT

»     FRONT • 2890050
XP 4 '24
»     REAR • 2890051
XP 4 '24

MIRRORS



ADJUSTABLE FOLDING SIDE MIRRORS

- Left and right mirrors included
- Installs in minutes and integrates into a designated mounting position
- Laminated safety glass for excellent scratch resistance

»2884524

XP/4 '24, TRAIL S '21-24, TRAIL '21-24, TURBO S '18-21, XP TURBO/4 '19-21, XP 1000/4 '14-23, TURBO S 4 '20-21, S 900 '15-20, S 4 1000 '19-20, S 1000 '16-20, 900 '14-20

Not compatible with Canvas Doors.



PREMIUM CONVEX REARVIEW MIRROR TOP SELLER

- Installs in minutes and integrates into a designated mounting position
- Laminated safety glass for excellent scratch resistance

»2883763

PRO R/4 '22-24, XP/4 '24, TURBO R/4 '22-24, TRAIL S '21-24, TRAIL '21-24, PRO XP/4 '20-24



CONVEX DESIGN DELIVERS
WIDE REAR VIEW

REARVIEW MIRROR TOP SELLER

- Works with all roofs, soft tops and windshields

»2877945

TURBO S '18-21, XP TURBO/4 '15-21, XP 1000/4 '14-23, TURBO S 4 '19-21, S 900 '15-20, S 4 1000 '19-20, S 1000 '16-20, 900 '14-20



SCRATCH-RESISTANT GLASS
MIRROR LENS

CONVEX REARVIEW MIRROR

TOP SELLER

- Bolts into your choice of pre-designated mounting locations on the vehicle frame for easy install
- Convex design provides broad, expanded view of what's behind or alongside the vehicle

»2881540

TURBO S '18-21, XP TURBO/4 '15-21, XP 1000/4 '14-23, TURBO S 4 '19-21, S 900 '15-20, S 4 1000 '19-20, S 1000 '16-20, 900 '14-20



QUICK GLANCE,
WIDE-ANGLE VIEWING FOR
MAXIMUM VISIBILITY

WIDE-ANGLE REARVIEW MIRROR

- Stamped steel frame and backing plate with large 6.4 cm x 35.6 cm convex mirror
- Up to 10° of range to adjust for rider height or view preference
- Easy over-structure installation with stamped steel mounts

»2881199

TURBO S '18-21, XP TURBO/4 '15-21, XP 1000/4 '14-23, TURBO S 4 '19-21, S 900 '15-20, S 4 1000 '19-20, S 1000 '16-20, 900 '14-20

MISC



SWITCH PANEL

- Adds five spaces for rocker switches without blocking storage

»2881987

TURBO S '18-21, XP TURBO/4 '15-21, XP 1000/4 '14-23, TURBO S 4 '19-21, S 900 '15-20, S 4 1000 '19-20, S 1000 '16-20, 900 '14-20

> WINCHES

DEPENDABLE. TOUGH. BUILT FOR THE OFF-ROAD.

A Polaris Engineered winch is designed to help you get the job done right, get you on your way faster and prepare you for the unexpected.

WHY POLARIS?

Polaris off road vehicles are engineered with designated mounting points and wiring for seamless install of Polaris Engineered winches.



TESTED **1,200+**
PULLS AT MAX LOAD



BUILT TO WITHSTAND
-29° C TEMPERATURES



OPERATES FULLY
SUBMERGED



MILITARY
TESTED & APPROVED

FEATURES & BENEFITS

ALL POLARIS ENGINEERED WINCHES COME WITH:

- ✓ **INTEGRATED WIRING, MOUNT, PREASSEMBLED**
- ✓ **HOOK WITH STRAP**
- ✓ **CUT STEEL GEARS & SEALED DRIVETRAIN**
- ✓ **SEALED PERMANENT MAGNET MOTOR**

RAPID ROPE RECOVERY



Retrieve cable 5x as fast as standard mode on other Polaris winches. Get back to riding or complete your task quicker.

1. Set winch dial to N (Neutral) to manually pull the rope out and secure the hook to your anchor point
2. Set winch dial to L (Low) for maximum pulling power while winching your load
3. Set winch dial to H (High) for retrieving the rope 5x faster with Rapid Rope Recovery

AUTO STOP TECHNOLOGY



Auto Stop technology protects and extends the life of your winch by automatically stopping the winch at the end of pull to prevent over-spooling. While plowing, it prevents the plow frame from bending by stopping the winch once the plow has been lifted.

PREMIUM SYNTHETIC ROPE

With its lightweight, yet extremely strong, design and superior flexibility, this 15 m long synthetic rope is easy to handle and can stand up to any tough job.

WIRELESS REMOTE



This convenient remote operates your Polaris winch wirelessly from within 15 m of the vehicle. Operate your winch safely outside your vehicle while on the job site or trails.

UPGRADE YOUR CONTROLS

WIRED REMOTE CONTROL

NEW

» WIRED REMOTE
CONTROL
2889562

Works with 2884835,
2884836

» REMOTE HANDLE
4013466

Works with 2882240
Socket required,
sold separately

» SOCKET
4014228

Works with 2882240
Remote handle required,
sold separately

REPLACEMENT PARTS

15 M STEEL CABLE

1,588 KG SERIES

» 2878890

15 M SYNTHETIC ROPE

1,588 KG SERIES

» 2878888

2,041 KG SERIES

» 2879187

MODEL

PRO R / 4 '22-24
TURBO R / 4 '22-24

Includes both wired and wireless remote

XP / 4 '24

Includes wireless remote. Wired remote sold separately

TRAIL S '21-24
TRAIL '21-24

PRO XP / 4 '20-24

Includes both wired and wireless remote

PRO PRO HEAVY DUTY SERIES

TOP-OF-THE-LINE FEATURES

BEST FOR PLOWING, HEAVY-DUTY OUTDOOR CHORES & TRAIL RIDING



HD HEAVY DUTY SERIES

BUILT FOR THE OFF-ROAD

BEST FOR THE CASUAL OFF-ROAD RIDER



PRO PRO HEAVY DUTY SERIES



HD HEAVY DUTY SERIES



NOT AVAILABLE



ADD AUTO STOP UPGRADE

2881693

Synthetic Rope required

ADD SYNTHETIC ROPE

2878888



ADD WIRELESS REMOTE

2879316

2,721 kg

2884341

2,041 kg

2884340

NEW
2884836

2885126

Requires Winch Cover Kit
2884118

2883759

2883758

2,041 kg

NEW
2884835

1,588 kg

2885127

Requires Winch Cover Kit
2884118

> ADDITIONAL ACCESSORIES

RIDE & REPAIR ESSENTIALS KIT

» 2881207

ALL MODELS



LR LOCK RIDE RZR WHIP FLAG & POLE

» FLAG & POLE • 2881468

» MOUNT • 2877502

ALL MODELS



PREMIUM FILTER KIT TOP SELLER

- Polaris Ultraweb high performance air filter
- Provides superior engine protection with 99.99% efficiency
- Superior dust-holding capacity
- Lower restriction offers better performance for high horsepower, torque and acceleration



» 2882233

S 900 '15-20, S 4 1000 '19-20,
S 1000 '16-20, 900 '14-20

» 2882234

XP '14 '24, TURBO S '18-21,
XP TURBO '19-21, TURBO S 4 '20-21,
XP 1000 '14-23, PRO XP '21-24

FIRE EXTINGUISHER MOUNT

» 2881200

ALL MODELS



> YOUTH 200 EFI



LR LOCK RIDE FULL WINDSHIELD

- Made of durable polycarbonate to protect the cab from debris, dust, rain and wind
- Lock & Ride offers easy, toolless installation
- Integrates with the roof to prevent rain from entering the cab

» 2884570

200 EFI '22-24



FRONT



REAR

BUMPERS

- Made of durable steel to provide great protection
- Chassis integrated mounting
- Front bumper offers integrated tow hook

» FRONT • 2884577

200 EFI '22-24

» REAR • 2885144

200 EFI '22-24



PRO ARMOR YOUTH SAND 8XT TIRE

- 8 paddles for optimized performance
- Wider rear tires for better traction, grip and flotation on the sand

» FRONT • 24" x 8" R12 • 5418458

» REAR • 24" x 10" R12 • 5418459

200 EFI '22-24

	TREAD DEPTH	TIRE WEIGHT	PLY RATING	SIDEWALL BELTS	LOAD RATING
FRONT	8mm	7.5 kgs	4	2	206 kgs
REAR	16mm	8.2 kgs	4	2	256 kgs



HALF WINDSHIELD

- Made of durable polycarbonate to protect the cab from debris, dust, rain and wind
- Lock & Ride offers easy, toolless installation
- Fully seals at the base for lower protection from the elements, while the open top-half enables airflow

» 2884571

200 EFI '22-24




POLY REAR PANEL

- Made of durable .25" polycarbonate, which offers rider protection and visibility
- Installs quickly and easily with P-clamps
- Features scratch-resistant hard coating for enhanced durability

» 2889777

200 EFI '22-24



POLY ROOF

- Durable HDPE material provides protection from the weather
- 4-bolt installation
- Integrates with full windshield to provide complete cab coverage

» 2889739

200 EFI '22-24



ROCK SLIDERS

- Add durable protection from rocks, stumps or other debris with steel rock sliders
- Chassis integrated mounting for easy install
- Comes with two steel rock sliders

» 2885146

200 EFI '22-24



REAR STORAGE BAG

- 3 L storage capacity
- Mounts to rear ROPS with a Velcro wrap
- Made to withstand the elements and wear with durable ballistic nylon construction

» 2885145

200 EFI '22-24



PRO ARMOR YOUTH COMBAT WHEEL

- Designed specifically for youth vehicles
- Increased strength and lightweight performance helps overcome obstacles on the trail
- Not compatible with stock lug nuts; Requires metric lug nuts (2877384, 2877385), sold separately

» FRONT • 12" x 7" • 1525222

200 EFI '22-24

» REAR • 12" x 7" • 1525421

200 EFI '22-24



PRO ARMOR YOUTH CRAWLER TIRE

- 25" design provides additional ground clearance
- Improved performance in all types of applications, from rock crawling to desert running
- Double-belted sidewall for additional puncture-resistance

» FRONT/REAR • 25" x 9.5" R12 • 5417953

200 EFI '22-24



PRO ARMOR WHEEL & TIRE SET: COMBAT & YOUTH SAND 8XT

- Not compatible with stock lug nuts; Requires metric lug nuts (2877384, 2877385), sold separately

» FOUR WHEELS & TIRES • 2890260

200 EFI '22-24



PRO ARMOR WHEEL & TIRE SET: COMBAT & YOUTH CRAWLER

- Not compatible with stock lug nuts; Requires metric lug nuts (2877384, 2877385), sold separately

» FOUR WHEELS & TIRES • 2889869

200 EFI '22-24

TREAD DEPTH	TIRE WEIGHT	PLY RATING	SIDEWALL BELTS	LOAD RATING
13mm	10.5 kgs	6	2	437 kgs

SEE P. 95 FOR RIDE COMMAND+



MAKE IT YOUR RZR

DUNES

LIGHTING	P. 88
STORAGE	P. 34
PRO ARMOR WHEELS & TIRES	P. 96
ROOFS	P. 28
DOORS	P. 29

MUD

PRO ARMOR WHEELS & TIRES	P. 96
WINCHES	P. 61
DOORS	P. 53
ROOFS	P. 52
LIGHTING	P. 92
AUDIO	P. 48
STORAGE / COOLERS	P. 58



ROCK

PRO ARMOR WHEELS & TIRES	P. 96
VEHICLE PROTECTION	P. 30
WINCHES	P. 37
ROOFS	P. 28
STORAGE	P. 34

Warning: Polaris off road vehicles can be hazardous to operate and are not intended for on-road use. Driver must be at least 16 years old with a valid driver's license to operate. All riders should always wear helmets, eye protection and protective clothing and footwear. Read, understand and follow your owner's manual. Ride within the limits of your own abilities and never engage in stunt or exhibition driving. Never ride under the influence of drugs or alcohol. All riders should take a safety training course. Call 800-342-3764 for additional information.

UNLESS NOTED, TRADEMARKS ARE THE PROPERTY OF POLARIS INDUSTRIES INC. 3M® and Thinsulate® are registered trademarks of 3M Company. 509® is a registered trademark of Teton Outfitters, LLC. App Store® is a registered trademark of Apple Inc. Bluetooth® is a registered trademark of Bluetooth Sig, Inc. Caliber® is a registered trademark of Caliber Products Inc. Facebooksm is a service trademark of Facebook, Inc. FOX® is a registered trademark of Fox Factory Inc. Fidlock® is a registered trademark of Fidlock GmbH. Google Playsm is a registered servicemark of GOOGLE LLC. GoPro® is a registered trademark of GoPro Inc. High Lifter® is a registered trademark of NIVEL PARTS & MANUFACTURING CO., LLC. Instagramsm is a service trademark of Instagram, LLC. KING OF THE HAMMERS® is a registered trademark of Hammerking Productions, Inc. KLIM® is a registered trademark of Teton Outfitters, LLC. MB Quart® is a registered trademark of Maxxsonics LLC. MORFLEX® is a registered trademark of FNA Group, Inc. NOCO Genius® is a registered trademark of The Noco Company. Pandora® is a registered trademark of Pandora Media, LLC. Polartec® and Thermal Pro® are registered trademarks of MMI-IPCO, LLC. Proline Wraps® is a registered trademark of Andrew Madrid. RIGID® is a trademark of JST Performance, LLC d/b/a Rigid Industries LLC. Rockford Fosgate® is a registered trademark of Rockford Corporation. S&B® is a registered trademark of S&B Filters, Inc. SMART BOARD® is a registered trademark of SMART TECHNOLOGIES ULC UNLIMITED LIABILITY CORPORATION CANADA. Sparco® is a registered trademark of Sparco S.P.A. TEKVEST® is a registered trademark of 1181876 ONTARIO INC. The Mint 400® is a registered trademark of THE MINT 400 CORPORATION. Tiger Drylac® is a registered trademark of TIGER COATINGS GMBH & CO. Twitterterm is a service trademark of Twitter, Inc. Velcro® is a registered trademark of VELCRO IP HOLDINGS LLC. WALKER EVANS RACING® is a registered trademark of Walker Evans Enterprises Incorporated. YKK® is a registered trademark of YKK Corporation. YouTube® are registered trademarks of GOOGLE LLC. Fitment and availability are subject to change. COPYRIGHT © 2023 POLARIS INDUSTRIES INC. ALL RIGHTS RESERVED.

POLARIS
RZR



POLARIS
Think Outside

Polaris reserves the right to withdraw any product from sale or change specifications and pricing without notice. Confirm model specifications and availability with your Polaris Dealer prior to ordering. The Polaris range is not intended for and may not be registered for on-road use. All photography taken with professional riders and drivers. For your safety, always operate Polaris products as instructed in the product manual and on warning labels. Never carry passengers on any product not designed for such use. Preserve your future riding opportunities by showing respect for the environment, local laws and the rights of others. Avoid excessive speeds and be particularly careful on difficult terrain. Polaris Sales Australia Pty Ltd ABN 62 088 081 949.